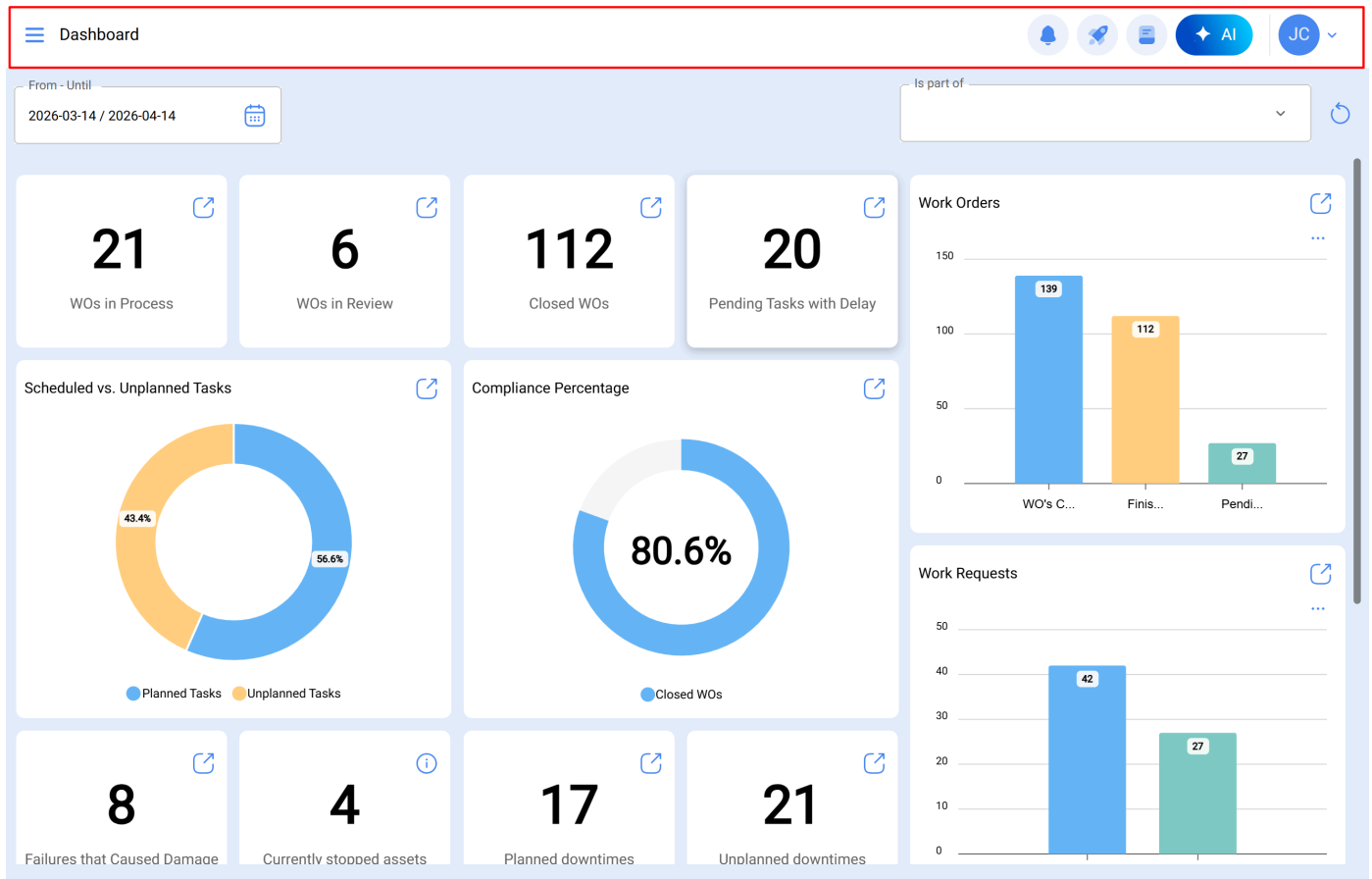


Main Bar – Help Center

help.fractal.com/hc/en-us/articles/25065166219021-Main-Bar



The main bar is always located at the top of the platform and contains the following options:

- **Main Menu**
- **Notification Center**
- **Quick Action**
- **Guided Tour**
- **AI Assistant**
- **Options Menu**

Options Menu

To enter the options menu, just click on the button with your name, which you will find at the top right of the platform.

From - Until
2026-03-14 / 2026-04-14

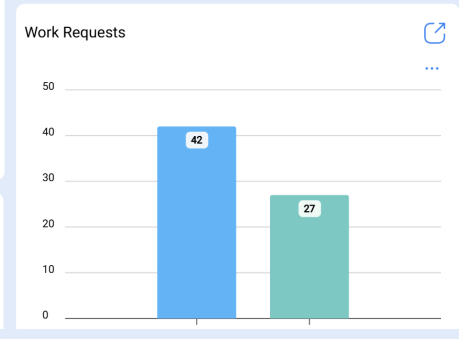
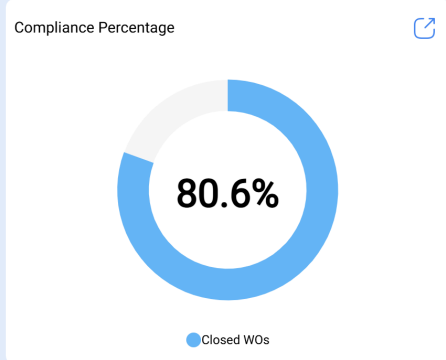
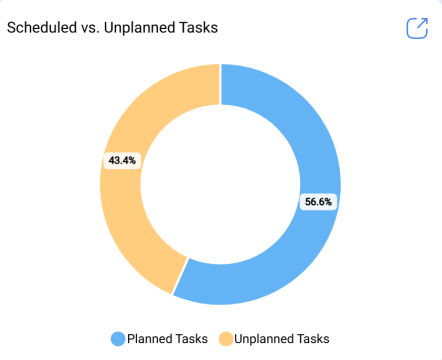
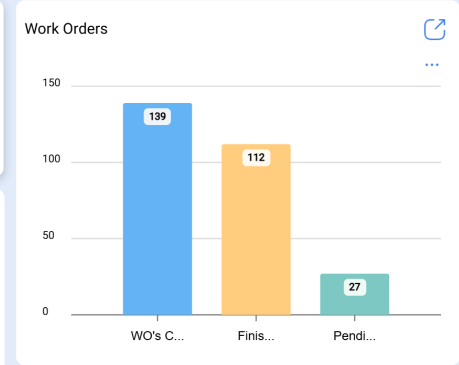
Is part of

21 WOs in Process

6 WOs in Review

112 Closed WOs

20 Pending Tasks with Delay



8 Failures that Caused Damage

4 Currently stopped assets

17 Planned downtimes

21 Unplanned downtimes

From - Until
2025-09-14 / 2025-10-14

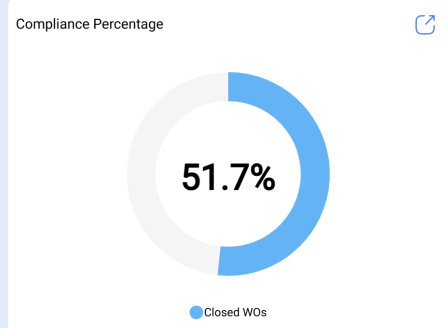
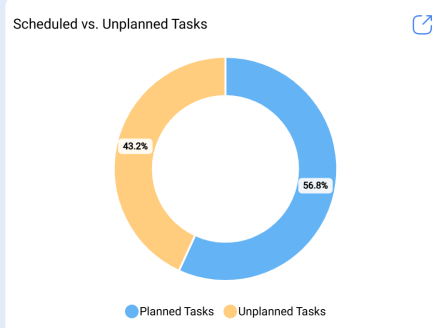
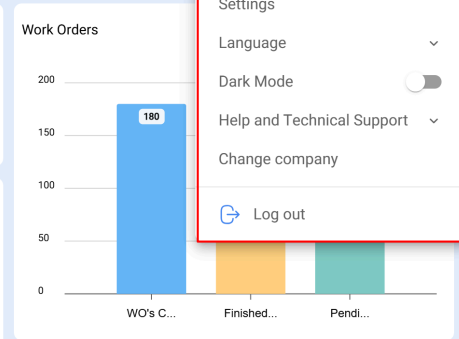
Is part of

76 WOs in Process

11 WOs in Review

93 Closed WOs

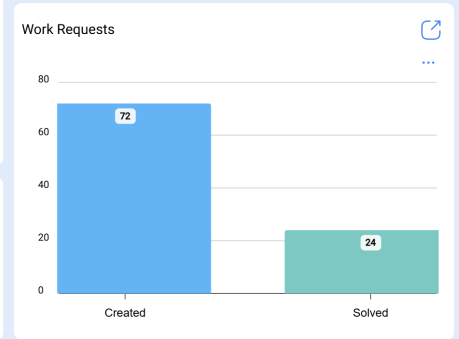
41 Pending Tasks with Delay



Jonas Campos

Activación Fractal - Esp...

- Settings
- Language
- Dark Mode
- Help and Technical Support
- Change company
- Log out



7 Failures that Caused Damage

144 Currently stopped assets

39 Planned downtimes

18 Unplanned downtimes

After clicking, a list with the following options will be displayed:

- **View my profile:** Option that allows you to view in read-only mode the user profile of the person who performed this action.
- **Settings:** Platform configuration module.
- **Language:** Option that allows you to select the language in which the platform will be displayed (English, Spanish, Brazilian Portuguese, Portuguese, Galician, Catalan, Basque).
- **Dark Mode:** Option that allows you to select the dark display mode of the platform screen.
- **Help and Technical Support:** Menu with links to online chat, technical support, help portal, suggestions, Fractal Academy, and granting support access.
- **Change Company:** Option activated through an add-on, which allows access to different contracted databases in Fractal (independent databases) with the same access email for those accounts.
- **Log Out:** Option to safely exit the platform by closing your user session.

Super Search

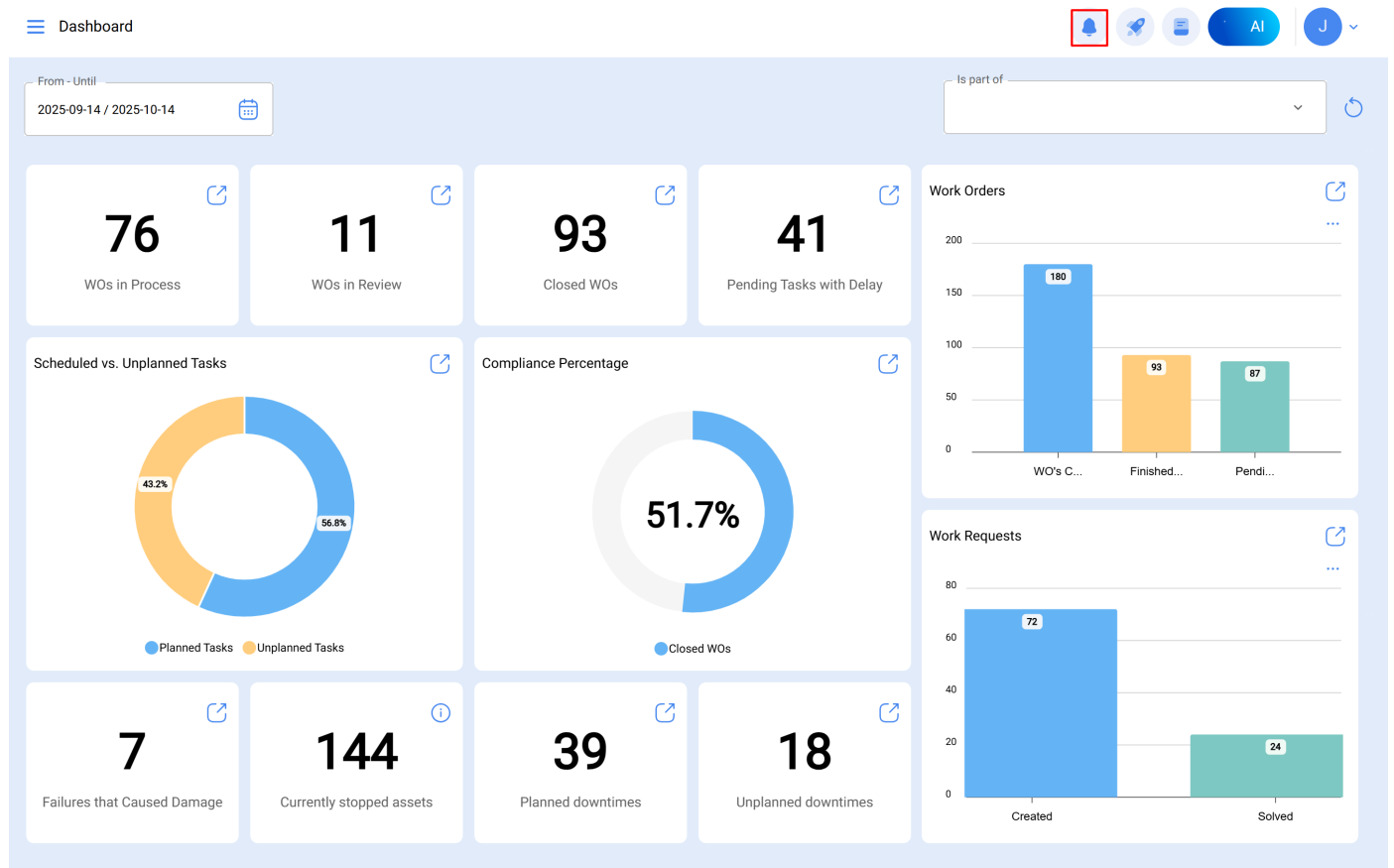
The screenshot shows the 'Super Search' interface. At the top left, there is a navigation menu with 'Assets' and 'Tree View'. A search bar is highlighted with a red box, containing the text 'Search...'. To the right of the search bar are several icons: a bell, a speech bubble, a rocket, a document, and a user profile icon labeled 'JC'. Below the search bar, there is a list of assets under the heading 'All Assets'. The list includes items like 'INACAP', 'PRUEBA', 'UNIVERSIDAD FEDERICO SANTA MARIA', 'SERVICIO Y SOPORTE', 'MOSQUEDA EMPRESA', 'TAMBO', 'RCM', 'Ejemplo clinicas', 'GASMAR QUINTERO', 'GENTHERM', and 'Saufar'. Each item has a plus icon to its left and a refresh icon to its right. A blue circular button with a plus sign is located at the bottom right of the list.

The super search is an advanced filter located at the top right of the main bar that allows you to perform a general search across all available fields of the module where the information described in the filter is found.

Note: This filter is not applicable on the dashboard, nor in the asset tree view.

Notification Center

By clicking on the notification icon, a dropdown menu will open where you can view your notifications.



Dashboard

From - Until
2025-09-14 / 2025-10-14

76

WOs in Process

11

WOs in Review

93

Closed WOs

41

Pending Tasks with Delay

Scheduled vs. Unplanned Tasks

43.2% Planned Tasks, 56.8% Unplanned Tasks

Compliance Percentage

51.7% Closed WOs

7

Failures that Caused Damage

144

Currently stopped assets

39

Planned downtimes

18

Unplanned downtimes

Notifications The new 3

Show only unread

- Work order under review**

WO Id: OT1258MTTO
 Responsible: Jonas Campos
 Created by: Jonas Campos
 Change date: 2025-09-09 11:50
- Meter Launched Task**

Meter description: MEDIDOR DE UNIDADES PRODUCIDAS
 Task activated: REVISION DE CUCHILLAS
 Asset description: CORTADORA DE COMFORT (COR-CO...
- New WO**

WO Id: OT1246MTTO
 Responsible: Jonas Campos
 Created by: Jonas Campos
 Creation Date: 2025-08-07 11:37
- New WO**

WO Id: OT1245MTTO
 Responsible: Jonas Campos
 Created by: Jonas Campos
 Creation Date: 2025-08-07 09:56

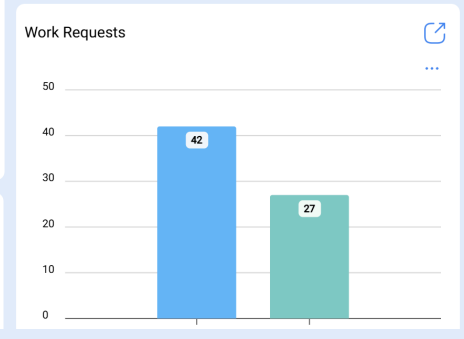
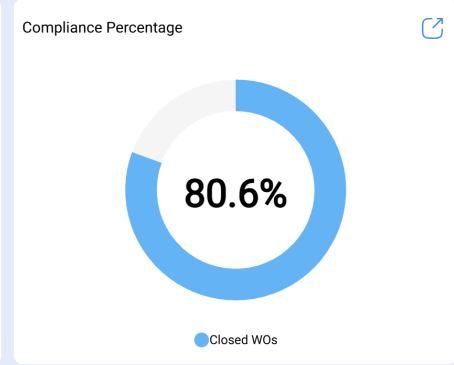
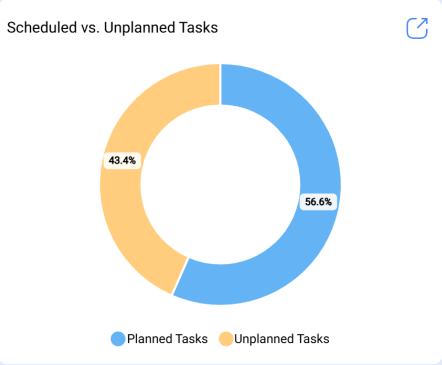
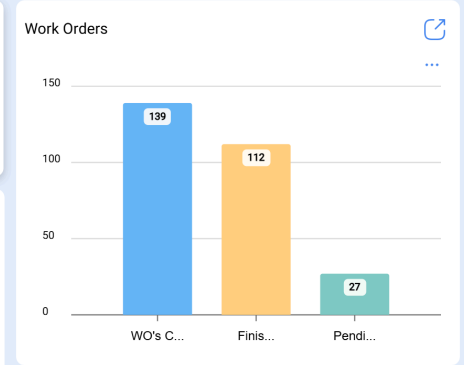
Guided Tour

The guided tour is a brief walkthrough of the main aspects of the module in question with a short explanation.

From - Until
2026-03-14 / 2026-04-14

Is part of

- 21 WOs in Process
- 6 WOs in Review
- 112 Closed WOs
- 20 Pending Tasks with Delay

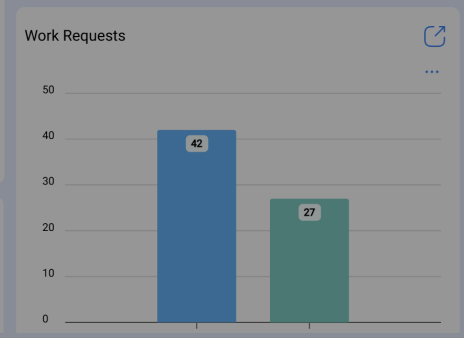
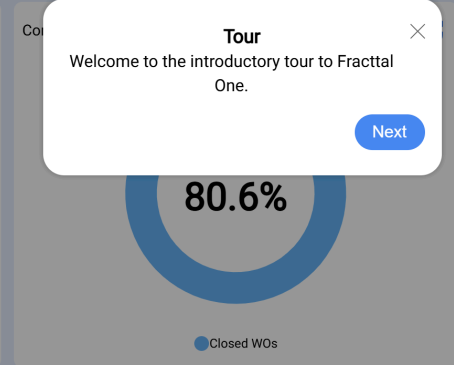
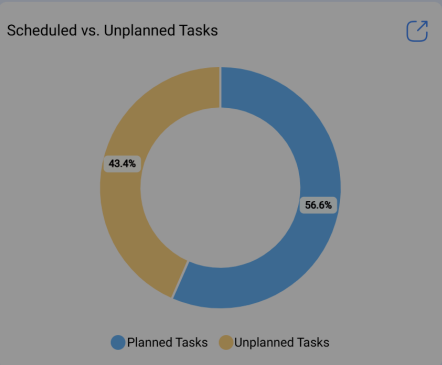
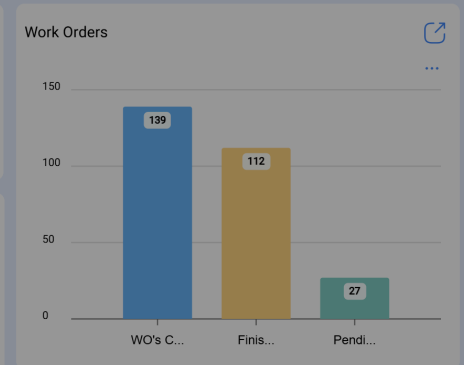


- 8 Failures that Caused Damage
- 4 Currently stopped assets
- 17 Planned downtimes
- 21 Unplanned downtimes

From - Until
2026-03-14 / 2026-04-14

Is part of

- 21 WOs in Process
- 6 WOs in Review
- 112 Closed WOs
- 20 Pending Tasks with Delay



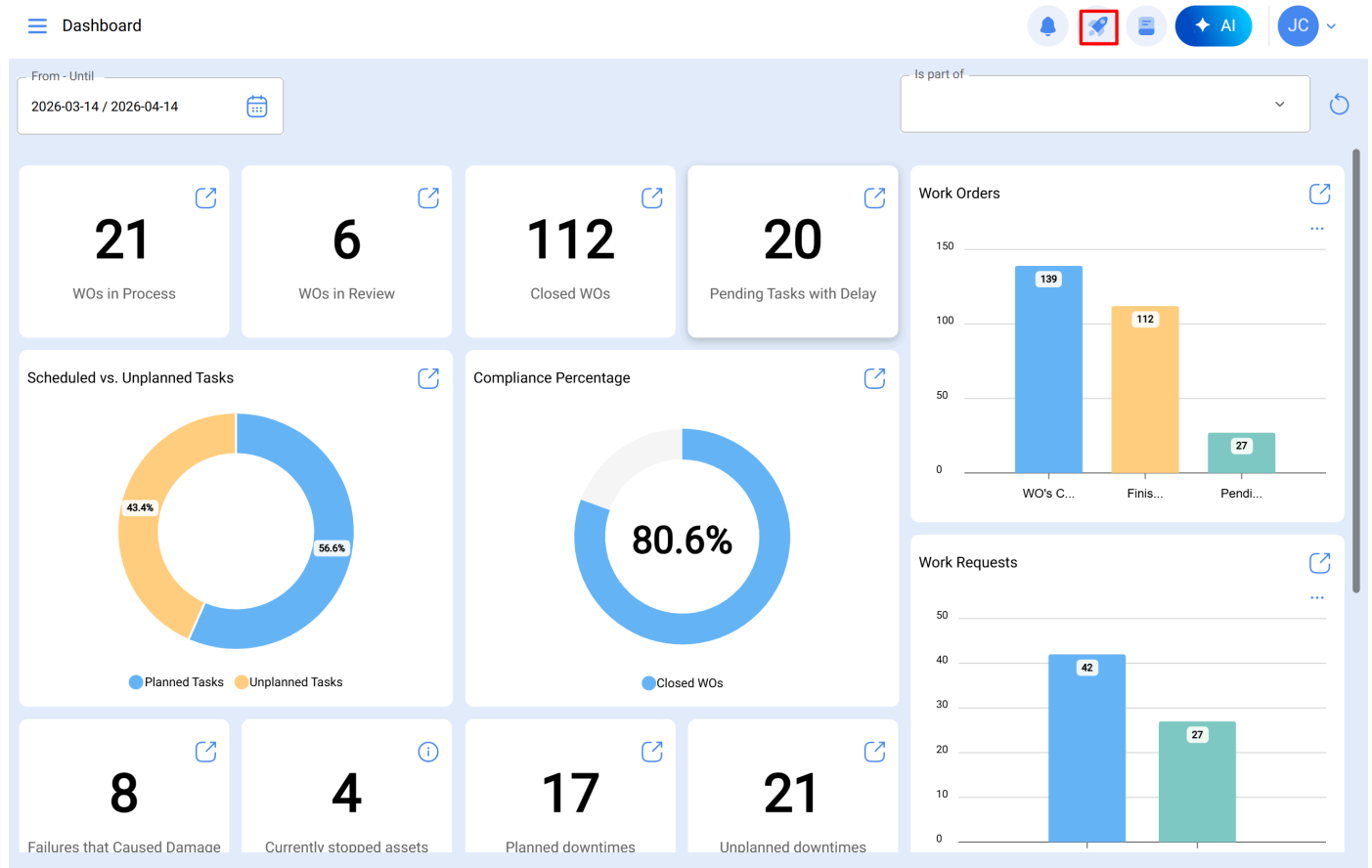
- 8 Failures that Caused Damage
- 4 Currently stopped assets
- 17 Planned downtimes
- 21 Unplanned downtimes

Tour [Close]

Welcome to the introductory tour to Fractal One.

[Next](#)

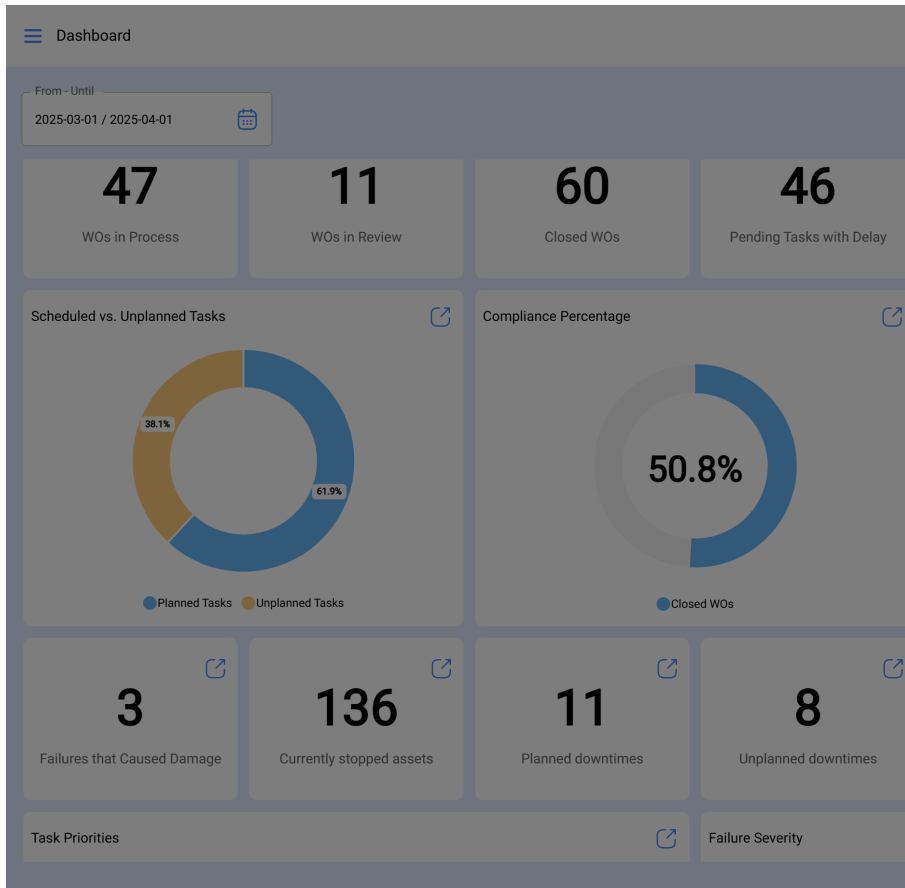
Quick Action



The quick action button is always available at the top right of the main bar; this option allows you to quickly and easily add the following:

- **Location-type assets**
- **Equipment-type assets**
- **Unplanned tasks**
- **Work request**
- **Meter reading**

To add any of the available options, simply click on the quick action button for the system to display an options window.



- ← Quick Action
- 📍 Location
- 📦 Equipment
- 📋 Unplanned Task
- 📄 Work Request
- 📊 Meter Reading

Finally, upon selecting the option you want to add, the system will redirect you to the corresponding module to continue the process; for example, a location-type asset.

Assets
Locations

JC

←
Save

Out of Service: No

Enabled

Required Information

- Name is too short (the minimum is 2 characters)

General

Custom Form

Health Status

Third Parties

Spare Parts and Supplies

Historical

Name is too short (the minimum is 2 characters)

IA Assistant

Offers a series of functionalities designed to facilitate interaction with the system and improve the user experience.

From - Until
2026-03-14 / 2026-04-14

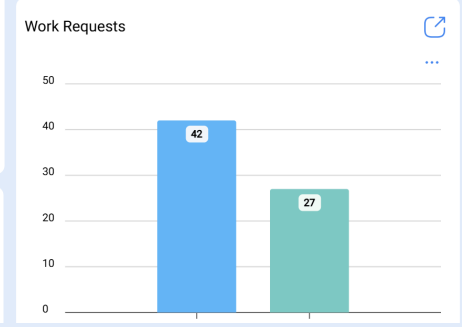
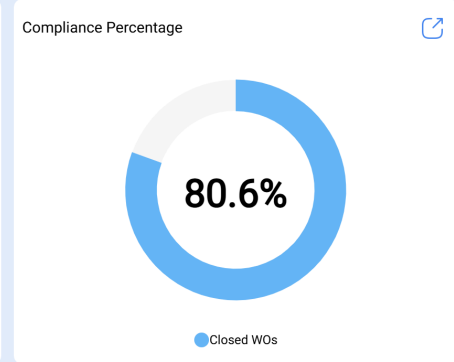
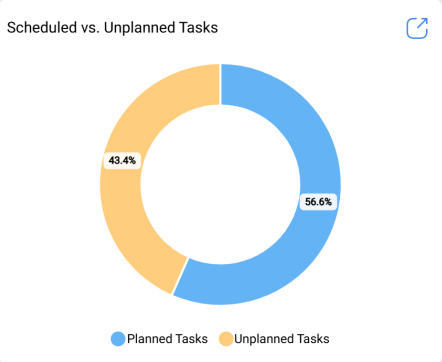
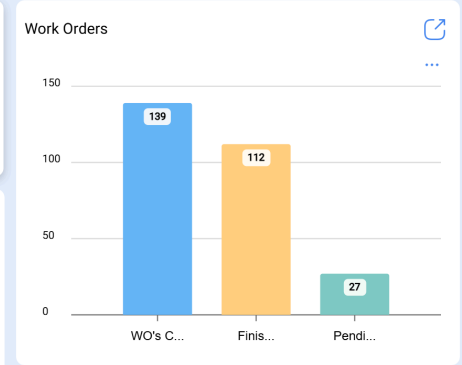
Is part of

21 WOs in Process

6 WOs in Review

112 Closed WOs

20 Pending Tasks with Delay



8 Failures that Caused Damage

4 Currently stopped assets

17 Planned downtimes

21 Unplanned downtimes

From - Until
2026-03-14 / 2026-04-14

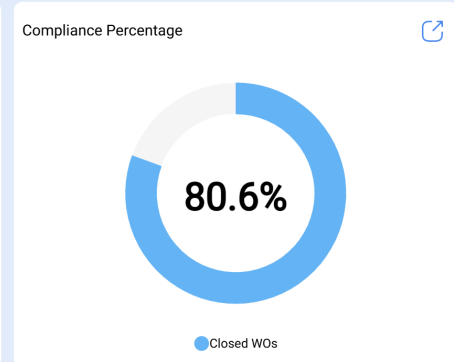
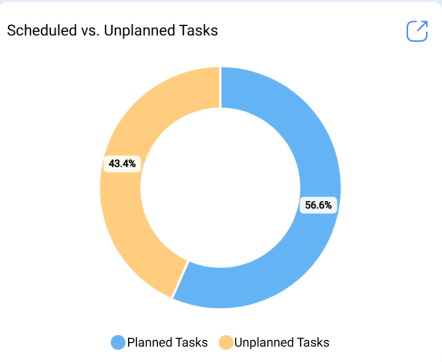
Is part of

21 WOs in Process

6 WOs in Review

112 Closed WOs

20 Pending Tasks with Delay



Fractal AI

Hi how can I help you?

- How is the operation this month?
- What requires urgent attention?
- Status of critical assets?
- Maintenance plan compliance?

Type your question here

Automatic

Fractal AI is experimental and may contain errors. By continuing, you accept the terms and conditions.

8 Failures that Caused Damage

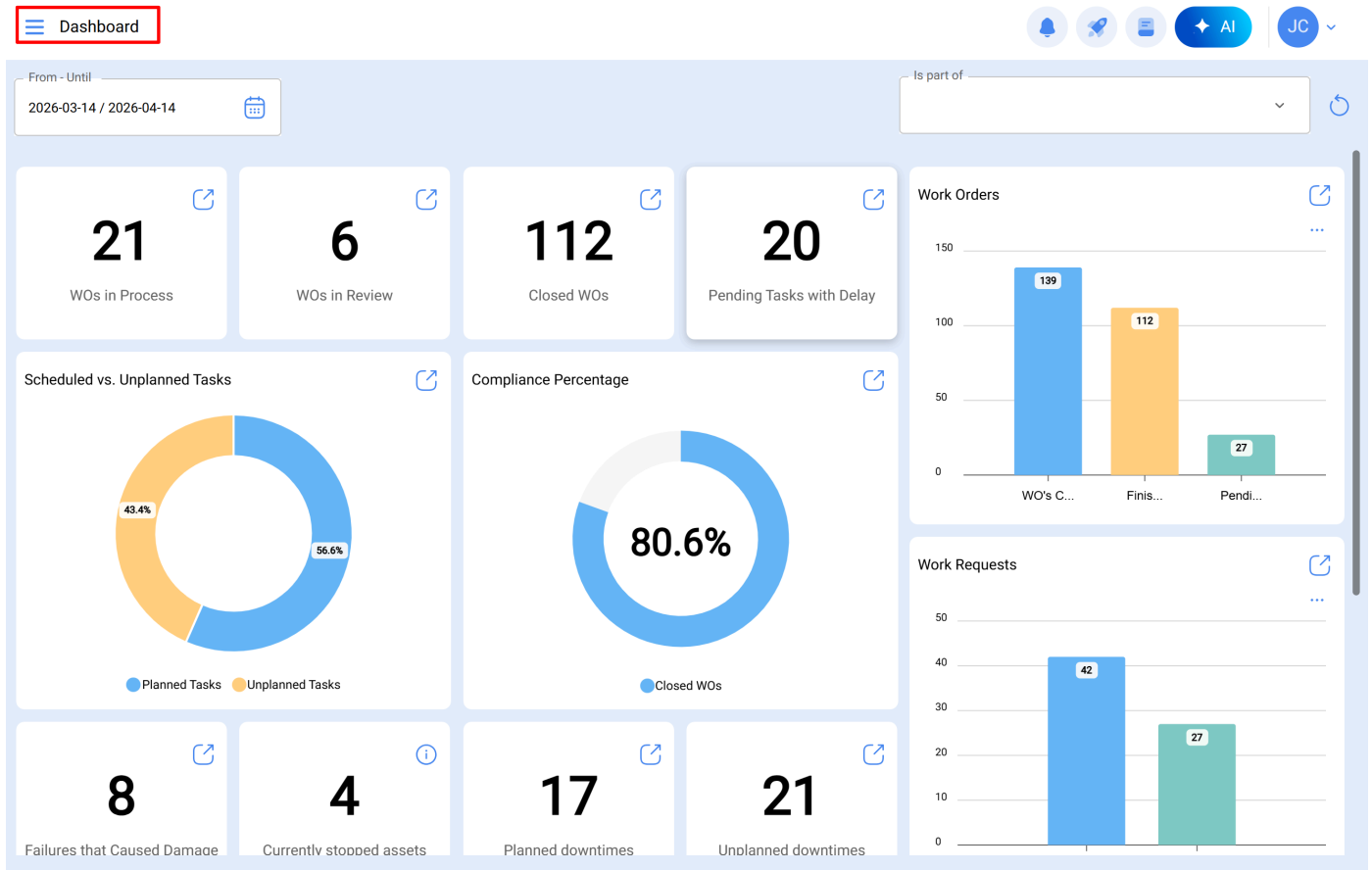
4 Currently stopped assets

17 Planned downtimes

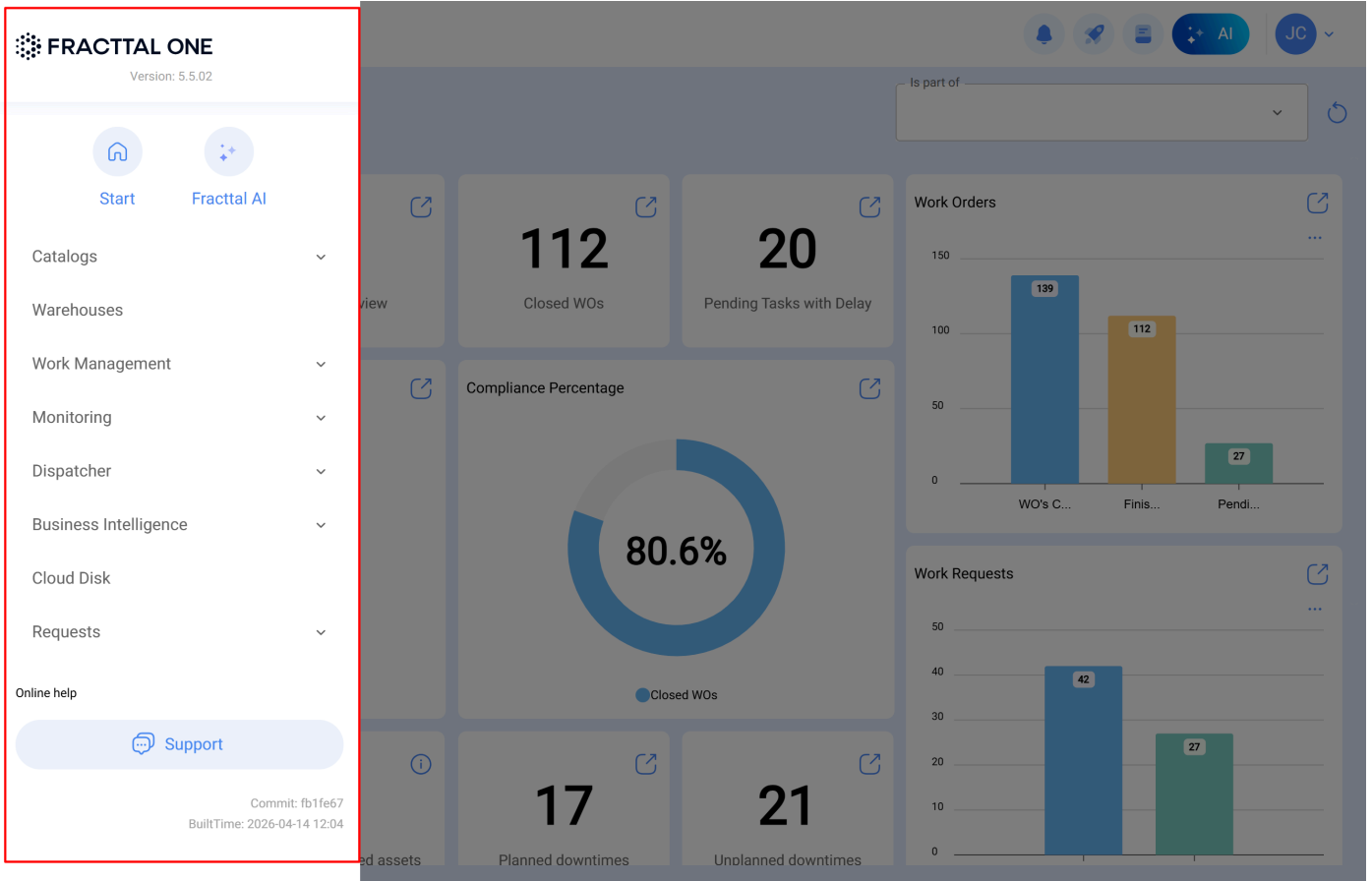
21 Unplanned downtimes

Dashboard:

To enter the main menu, just click on the button you will find at the top left of the platform's main bar.



Upon clicking, the system will display a new window with the list of modules that make up the main menu, along with user profile information, company name, latest platform version, and a direct link to the dashboard.



This list consists of the following modules:

- **Catalogs**
- **Warehouses**
- **Work Management**
- **Monitoring**
- **Dispatcher**
- **Business Intelligence**
- **Cloud Disk**
- **Requests**