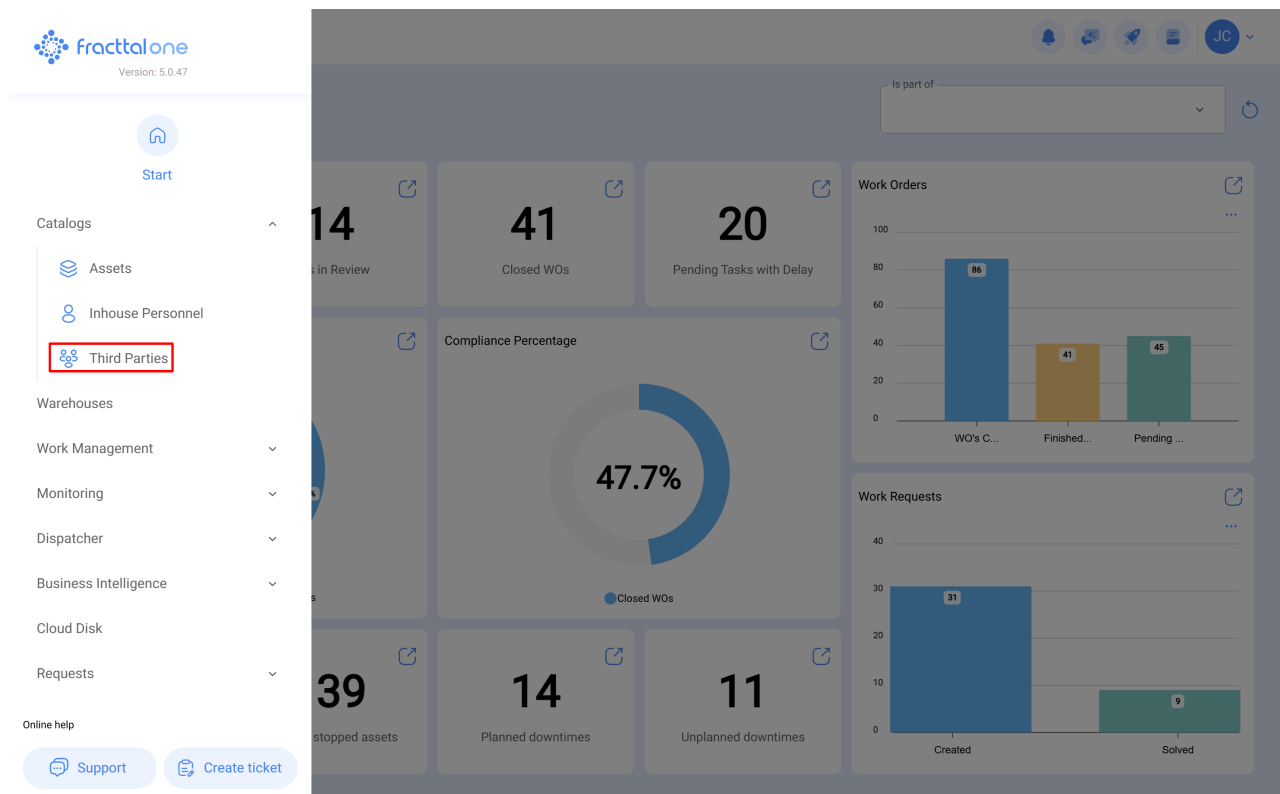


Third parties: How to access the module?

help.fractal.com/hc/en-us/articles/25073602883469-Third-parties-How-to-access-the-module

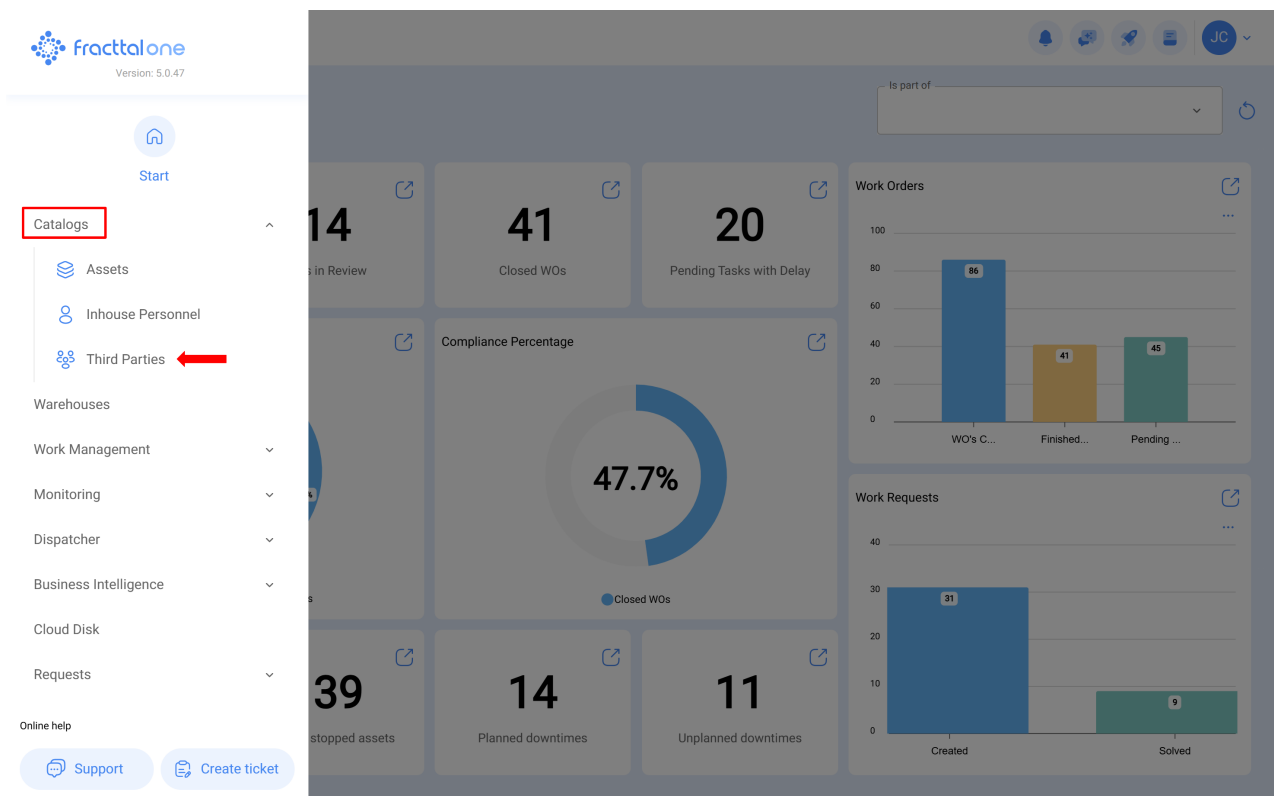
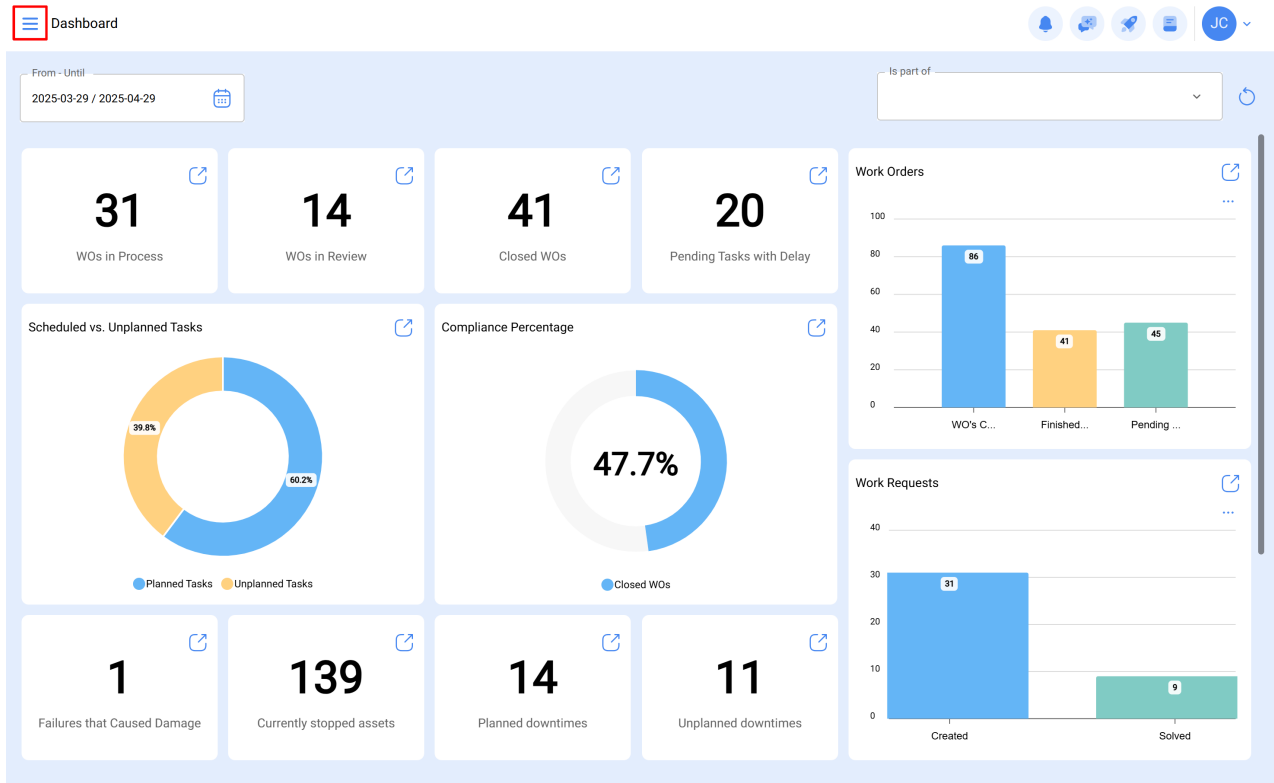
In this module, you can control and record various types of third parties that can be managed on the platform, regardless of the quantity you wish to add, as there is no limit on registrations.



Note: It is important to mention that all access accounts to the platform (user accounts, requests, or readings) must first be registered in the Human Resources or Third Parties modules as appropriate.

How to access the Third Parties module?

To access the Third Parties module, first click on the menu button located at the top left of the platform's main bar and expand the catalog menu, then click on "Third Parties".



							⌂	≡	⚙	⋮
<input type="checkbox"/>	Enabled	Name	Code	Email	Web Site	Address				
<input type="checkbox"/>	Yes	AFP INTEGRA	18932243-1							
<input type="checkbox"/>	Yes	AGENCIA TO								
<input type="checkbox"/>	Yes	AGRICOLA								
<input type="checkbox"/>	Yes	AGRICOLA								
<input type="checkbox"/>	Yes	AGRICOLA								
<input type="checkbox"/>	Yes	AGRICOLA								
<input type="checkbox"/>	Yes	AGRICOLA								
<input type="checkbox"/>	Yes	AGRICOLA								
<input type="checkbox"/>	Yes	AGRICOLA								
<input type="checkbox"/>	Yes	AGRICOLA								
<input type="checkbox"/>	Yes	AGRICOLA								
<input type="checkbox"/>	Yes	AGRICOLA								
<input type="checkbox"/>	Yes	AGRICOLA								
<input type="checkbox"/>	Yes	AGRICOLA								
Showing 50 of 518							+			