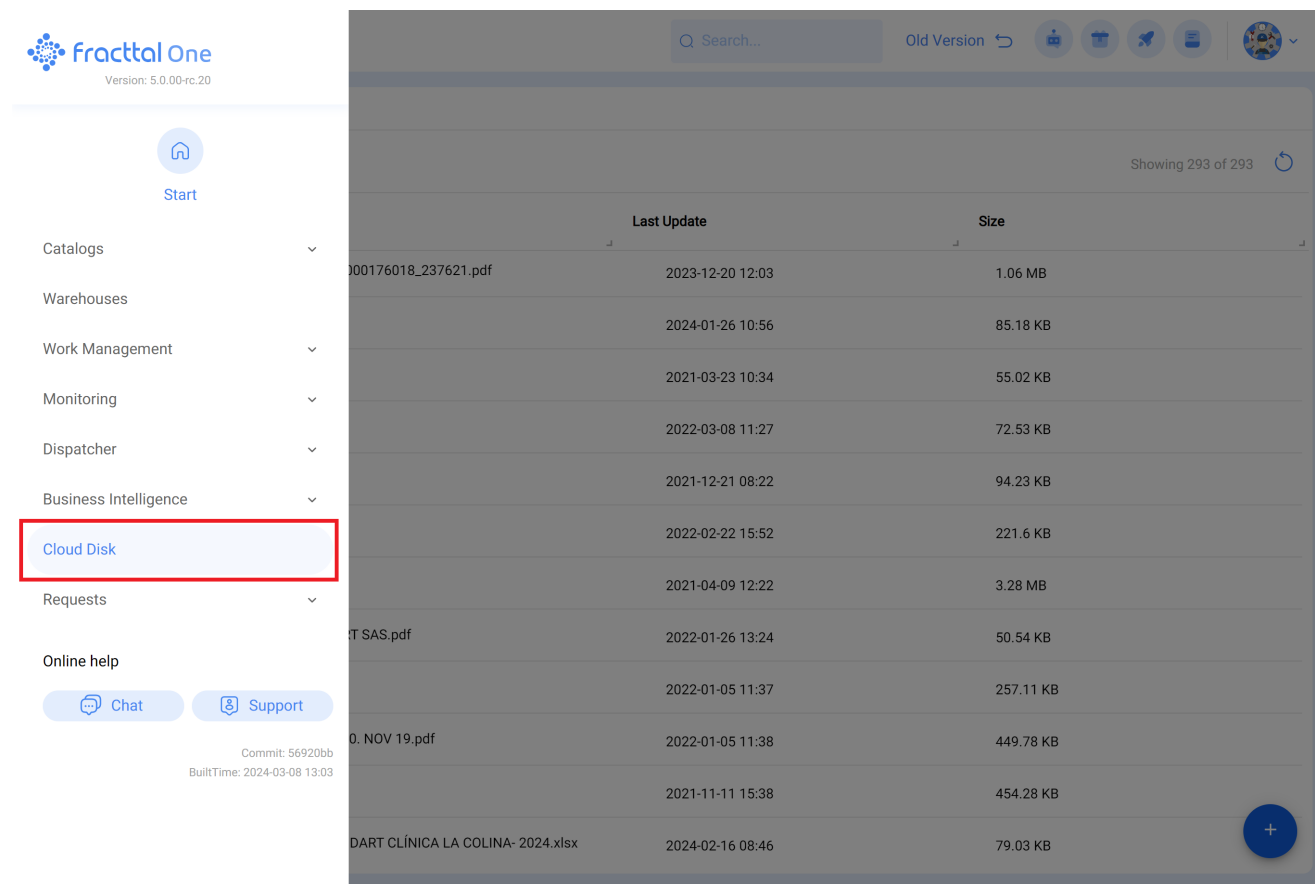


What is the cloud disk and how to access the module? How to enter the Cloud Disk module?

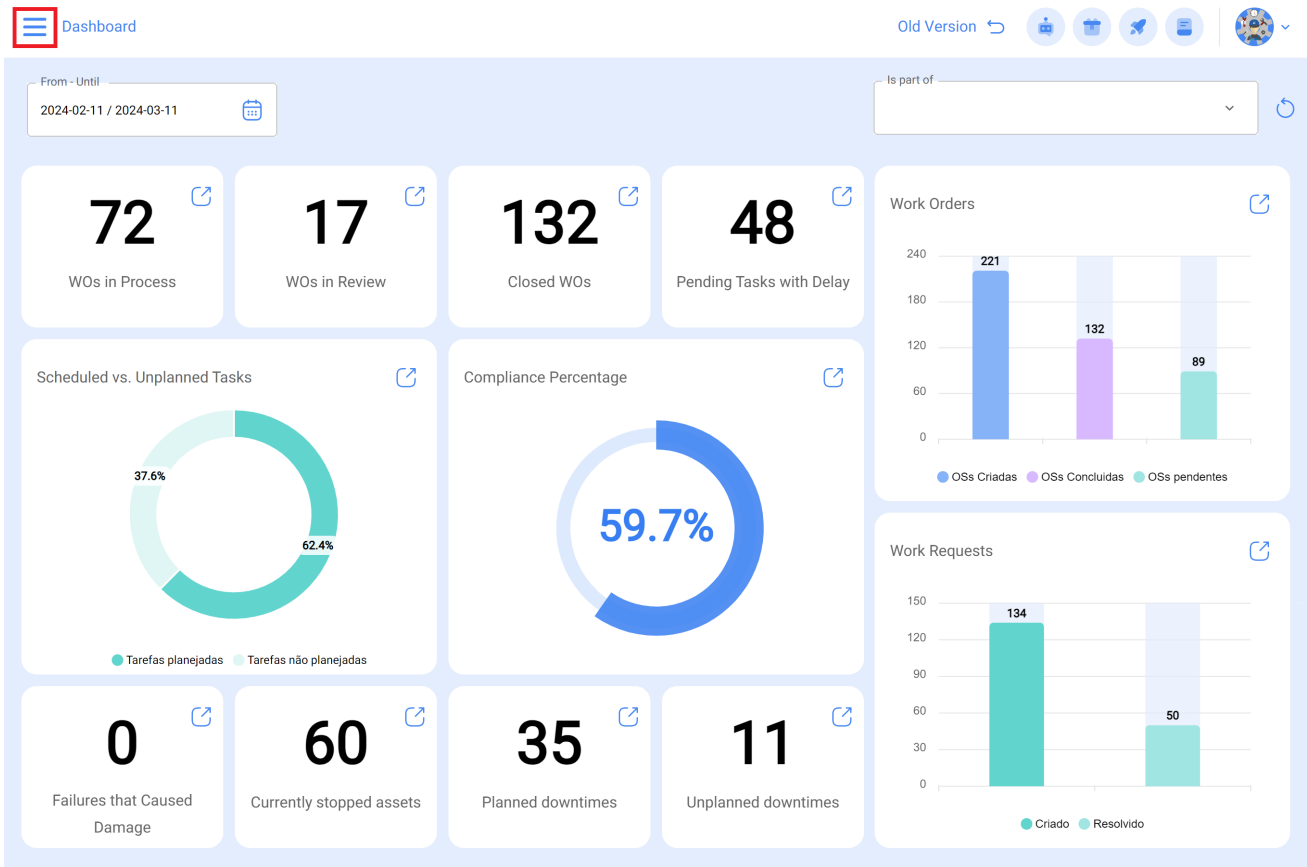
help.fractal.com/hc/en-us/articles/24944665886861-What-is-the-cloud-disk-and-how-to-access-the-module-How-to-enter-the-Cloud-Disk-module

The Cloud Disk is a module where you can create folders and upload digital files so that they are always available when you log in to your database and can be used as attachments in your task plans.



How to enter the Cloud Disk module?

To access the Cloud Disk, you only have to drop down the menu that you will find in the upper left part of the main bar of the platform and click on "Cloud Disk".



Fractal One

Version: 5.0.00-rc.20

Start

- Catalogs
- Warehouses
- Work Management
- Monitoring
- Dispatcher
- Business Intelligence
- Cloud Disk
- Requests

Online help

Chat Support

Commit: 56920bb
BuiltTime: 2024-03-08 13:03

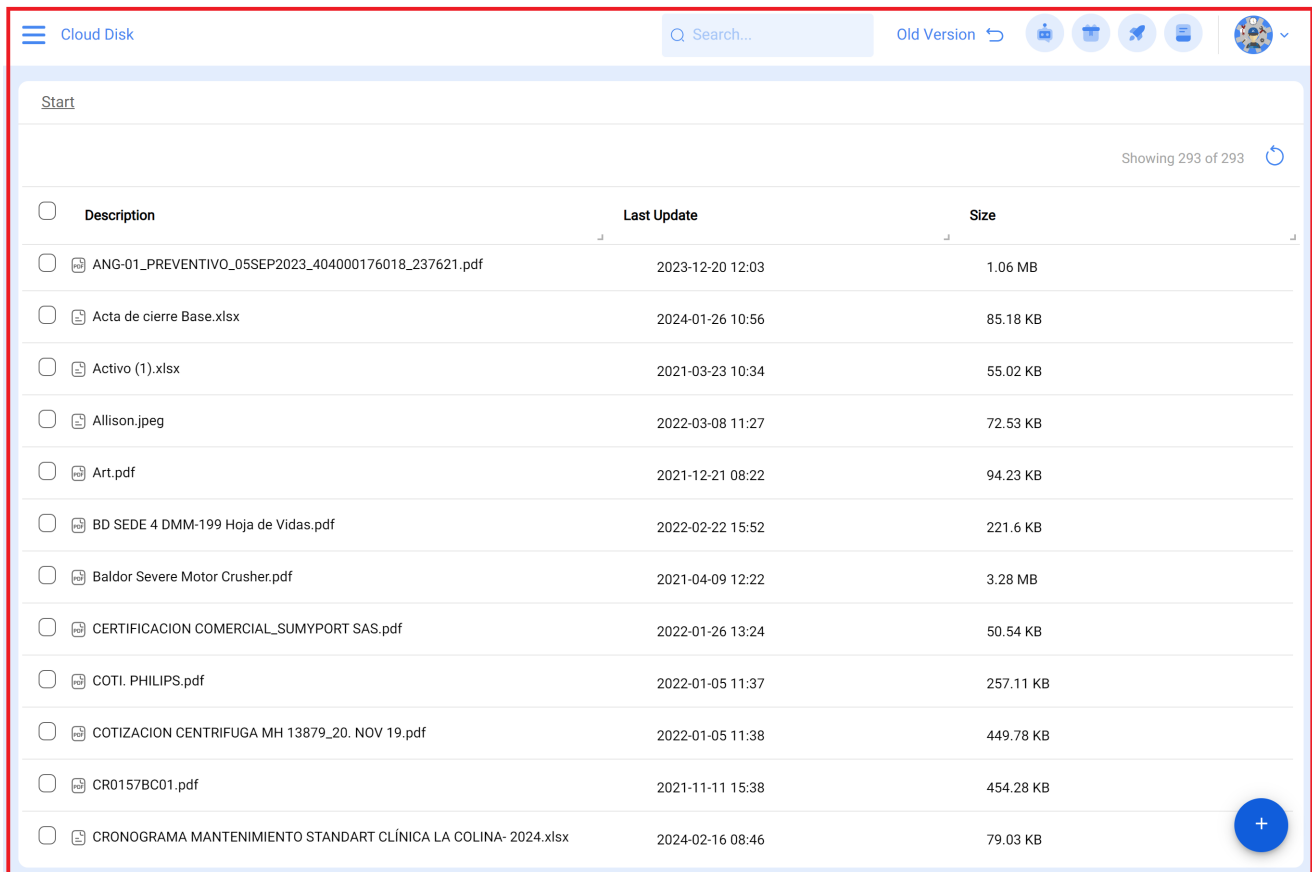
Search...

Old Version













Showing 293 of 293

	Last Update	Size
00176018_237621.pdf	2023-12-20 12:03	1.06 MB
	2024-01-26 10:56	85.18 KB
	2021-03-23 10:34	55.02 KB
	2022-03-08 11:27	72.53 KB
	2021-12-21 08:22	94.23 KB
	2022-02-22 15:52	221.6 KB
	2021-04-09 12:22	3.28 MB
T SAS.pdf	2022-01-26 13:24	50.54 KB
	2022-01-05 11:37	257.11 KB
0. NOV 19.pdf	2022-01-05 11:38	449.78 KB
	2021-11-11 15:38	454.28 KB
DART CLÍNICA LA COLINA- 2024.xlsx	2024-02-16 08:46	79.03 KB

When you click on it, a new window will open where you will find all the folders and files stored on the cloud disk.



The screenshot shows the Google Drive interface. At the top, there is a search bar with the text "Search...", a link to "Old Version", and several utility icons. Below the search bar, the word "Start" is visible. On the right side, it says "Showing 293 of 293" with a refresh icon. The main area contains a table of files and folders. Each row has a checkbox on the left, followed by a file icon, the file name, the last update date and time, and the file size. A blue circular button with a white plus sign is located at the bottom right of the table.

<input type="checkbox"/>	Description	Last Update	Size
<input type="checkbox"/>	 ANG-01_PREVENTIVO_05SEP2023_404000176018_237621.pdf	2023-12-20 12:03	1.06 MB
<input type="checkbox"/>	 Acta de cierre Base.xlsx	2024-01-26 10:56	85.18 KB
<input type="checkbox"/>	 Activo (1).xlsx	2021-03-23 10:34	55.02 KB
<input type="checkbox"/>	 Allison.jpeg	2022-03-08 11:27	72.53 KB
<input type="checkbox"/>	 Art.pdf	2021-12-21 08:22	94.23 KB
<input type="checkbox"/>	 BD SEDE 4 DMM-199 Hoja de Vidas.pdf	2022-02-22 15:52	221.6 KB
<input type="checkbox"/>	 Baldor Severe Motor Crusher.pdf	2021-04-09 12:22	3.28 MB
<input type="checkbox"/>	 CERTIFICACION COMERCIAL_SUMYPORT SAS.pdf	2022-01-26 13:24	50.54 KB
<input type="checkbox"/>	 COTI. PHILIPS.pdf	2022-01-05 11:37	257.11 KB
<input type="checkbox"/>	 COTIZACION CENTRIFUGA MH 13879_20. NOV 19.pdf	2022-01-05 11:38	449.78 KB
<input type="checkbox"/>	 CR0157BC01.pdf	2021-11-11 15:38	454.28 KB
<input type="checkbox"/>	 CRONOGRAMA MANTENIMIENTO STANDART CLÍNICA LA COLINA- 2024.xlsx	2024-02-16 08:46	79.03 KB