

How to delete a meter in Fractal One?

help.fractal.com/hc/en-us/articles/37439287671693-How-to-delete-a-meter-in-Fractal-One

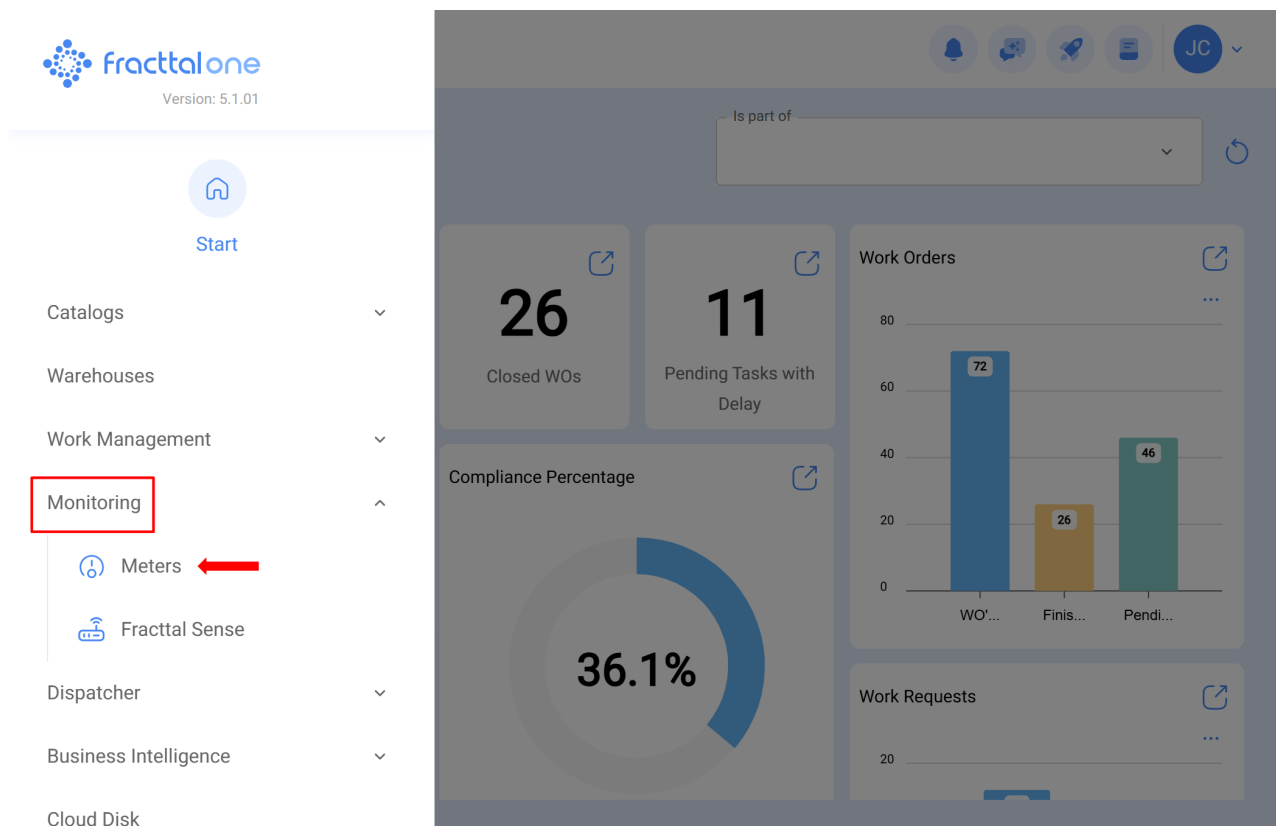
In Fractal One, meters, counters, or accumulators are used to record readings in an ascending manner, accumulating the values from previous measurements. An example would be the **hour meter** that records the operating hours of a machine, or the **odometer** that records the mileage of a vehicle. As these meters fulfill their purpose within the system, it may be necessary to delete them in certain situations.

A meter is an instrument or device that quantifies and records the value of a physical or chemical magnitude. Common examples include measuring the volume of liquids or gases, electricity consumption, pressure, temperature, among others.

Steps to delete a meter

1. Access the monitoring module

From the main menu, access the Monitoring module and then select the Meters submodule. There you can see all the meters associated with your assets, allowing you to manage and delete those that are no longer necessary.



2. Select the meter to delete

Browse the list of meters and select the meter you want to delete. For example, if you have a **hour meter** on equipment that is no longer needed, select that meter.

Monitoring
Meters

JC

ListAdvanced

	Is part of	Description Sensor / Meter	Enabled	Sei
<input type="checkbox"/>	{ C.J-VRF01-EVAP1 } EVAPORADORA-01 VRF01	Horometro Evaporador 01	Yes	
<input type="checkbox"/>	{ ACT.LOC-0001 } Fracttal	Horómetro-HC	Yes	

Showing 2 of 2

3. Delete the meter

Click on the selected meter and in the dropdown menu, choose the option "Delete".

Monitoring
Meters

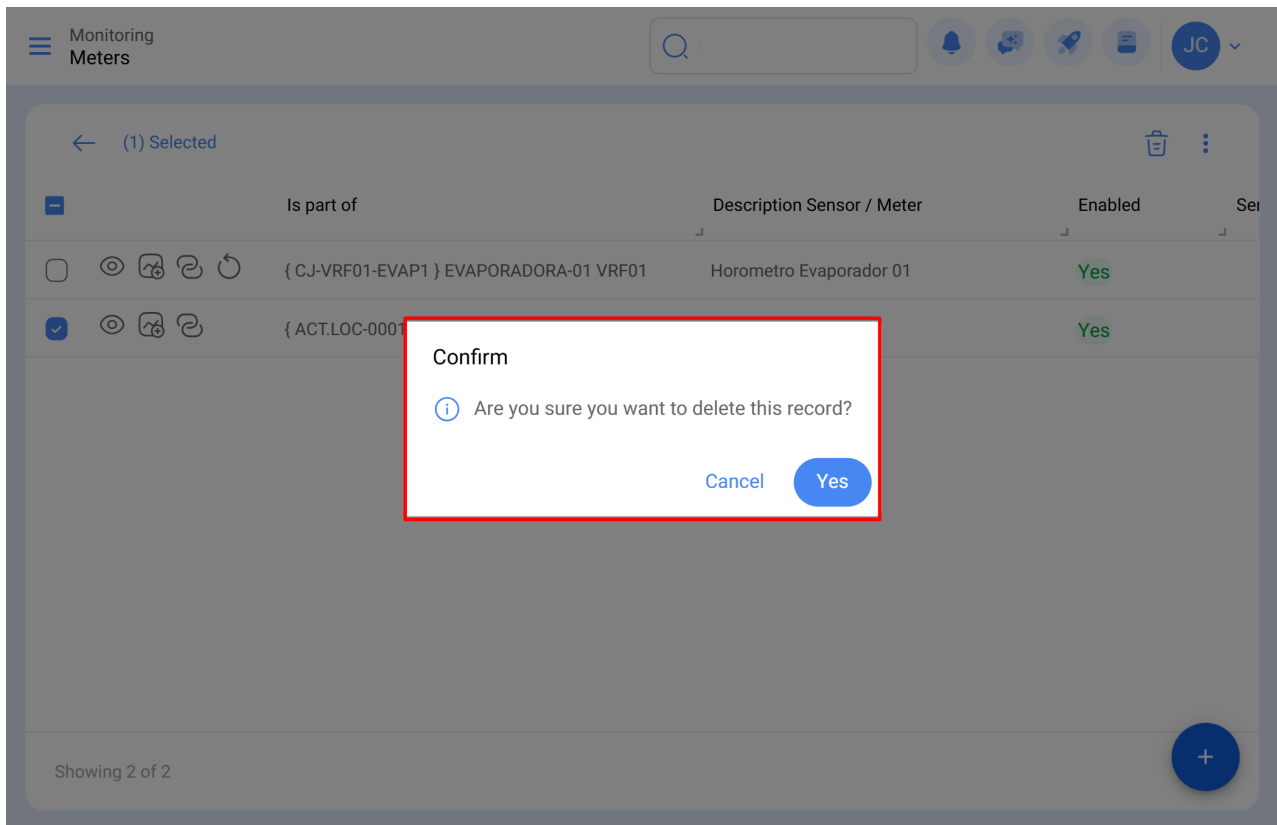
JC

← (1) Selected

	Is part of	Description Sensor / Meter	Enabled	Sei
<input type="checkbox"/>	{ C.J-VRF01-EVAP1 } EVAPORADORA-01 VRF01	Horometro Evaporador 01	Yes	
<input checked="" type="checkbox"/>	{ ACT.LOC-0001 } Fracttal	Horómetro-HC	Yes	

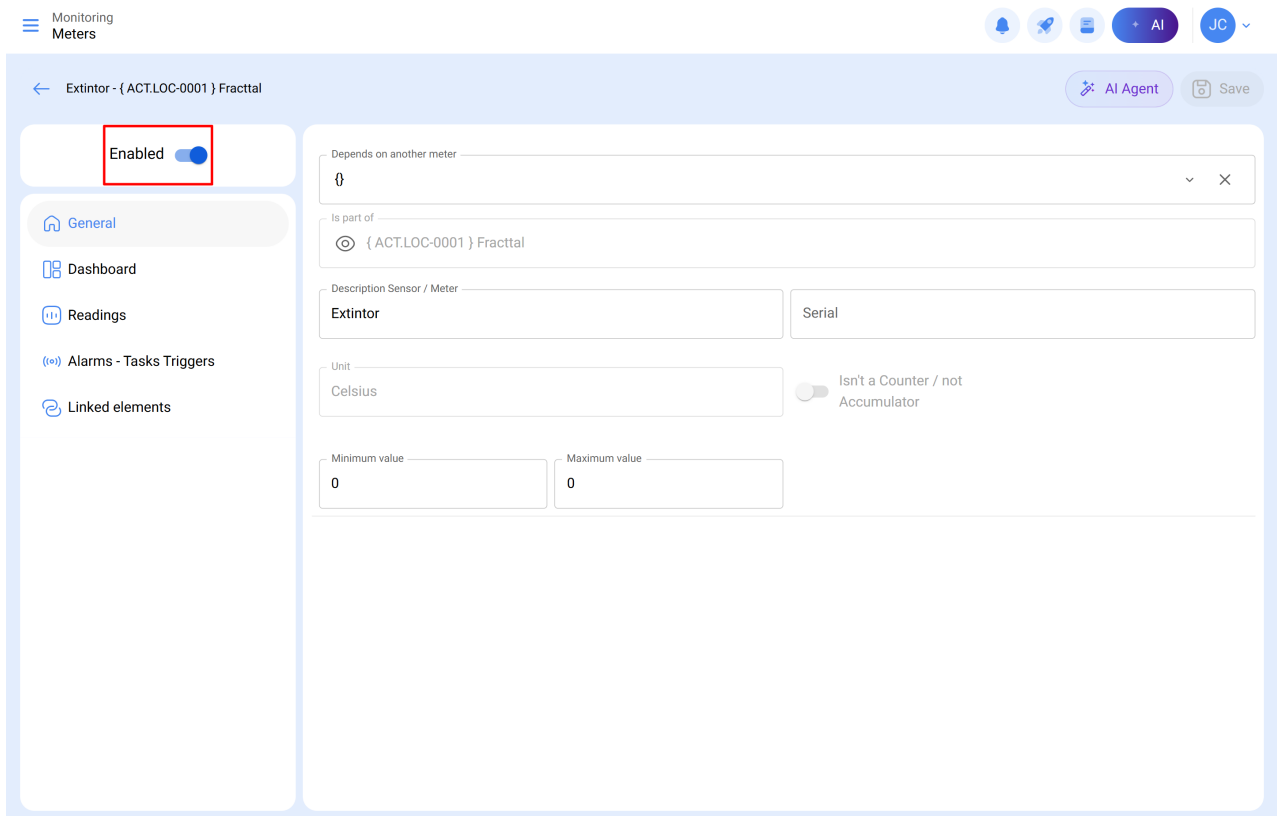
Showing 2 of 2

You will be asked to confirm the deletion. Make sure you really want to delete the meter, as this action cannot be undone.



Is it possible to deactivate a meter?

Yes, it is possible to deactivate a meter within the **general** view of the desired device.



Note: When deactivated, the meter will stop recording new readings, but its data history will remain available for future reference. Deactivation is **irreversible**.

When is it not possible to delete a meter?

In some cases, **Fractal One** will not allow the deletion of a meter if it is linked to pending or ongoing tasks, or if it is associated with active activities or reports. In these cases, you must complete or unlink the tasks and ensure that the meter is not involved in any active process before proceeding with the deletion.

Related articles

[Disable of meters](#)