

# Out of Service Assets

[help.fractal.com/hc/en-us/articles/35750893298317-Out-of-Service-Assets](https://help.fractal.com/hc/en-us/articles/35750893298317-Out-of-Service-Assets)

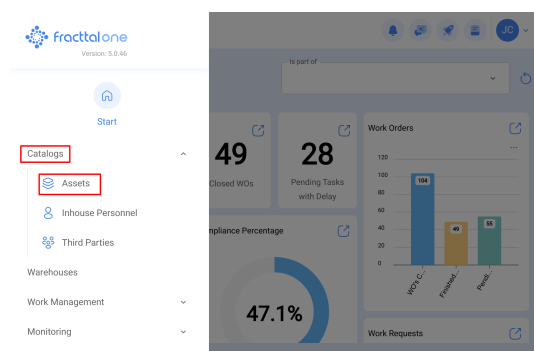
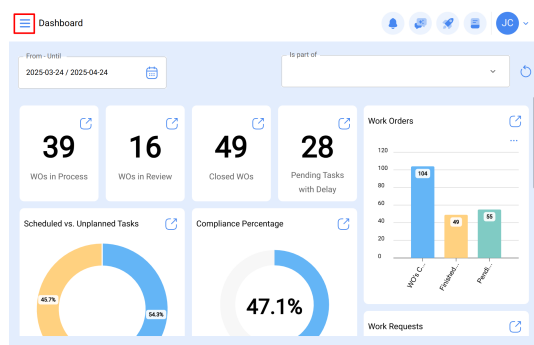
"Out of service" refers to the status in which equipment cannot be used due to conditions affecting its normal performance. These conditions range from failures to unsafe situations and unscheduled downtime.

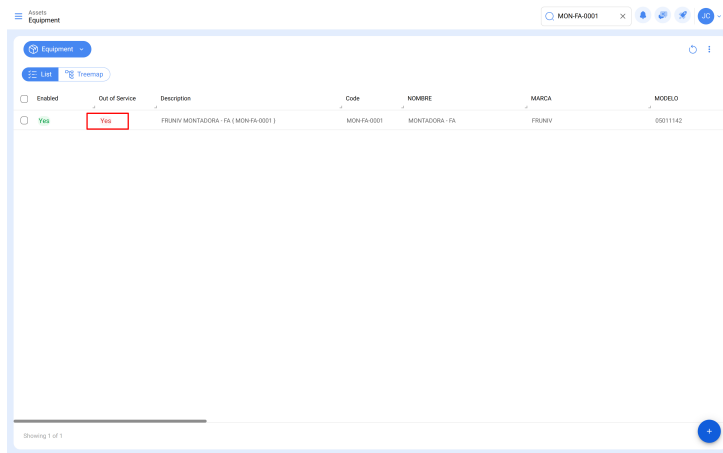
## Why is this category useful in maintenance?

- **Asset status control:** There is clarity on which equipment is operational and which is not.
- **Resource management:** It allows for more efficient assignment of technicians and materials.
- **Informed decisions:** It aids in prioritizing interventions and planning downtime.
- **Historical tracking:** It can be analyzed how often a piece of equipment is out of service and actions can be taken to reduce it.

## How to visualize if an asset is out of service?

Go to the asset catalog and navigate to the desired group or type of asset. From the overview, you will be able to identify if an asset is in operational status or out of service, which is reflected in its status information visible in the list.

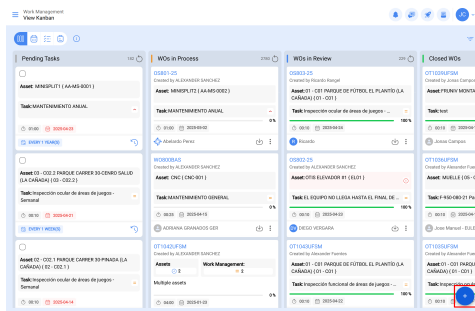




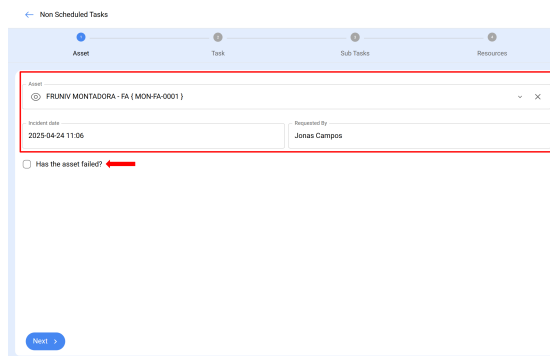
## How to mark an asset as out of service when creating an unscheduled task?

It is possible to manually record the service status of an asset when creating an unscheduled task. To do this, follow these steps:

1. Start recording a new *unscheduled task*.



2. Complete the relevant asset data and check the option **"Did the asset fail?"**.



- You will be asked for additional details about the failure, such as type, cause, and method of detection, among others.

← Non Scheduled Tasks

Asset Task Sub Tasks Resources

Asset: FRUNIV MONTADORA - FA { MON-FA-0001}

Incident date: 2025-04-24 11:06 Requested By: Jonas Campos

Has the asset failed?

Fault Type: Fault Cause: Fault Detection Method:

Fault Severity: Medium Type of damage: None It caused disruption of other assets?: 000:00

Asset out of service

Next

**Note:** It is possible to disable the requirement to complete these fields beforehand in the Work Orders module: [How to disable the obligation to complete failure catalogs?](#)

- Finally, select the options "Out of Service" and "Since when", to enter more relevant information about the asset's status.

← Non Scheduled Tasks

Asset Task Sub Tasks Resources

Asset: FRUNIV MONTADORA - FA { MON-FA-0001}

Incident date: 2025-04-24 11:06 Requested By: Jonas Campos

Has the asset failed?

Fault Type: Correctivo Fault Cause: Bateria Fault Detection Method: ANALISIS DE VIBRACIONES

Fault Severity: Medium Type of damage: None It caused disruption of other assets?: 000:00

Asset out of service

Since when: 2025-04-24 11:08

5. Selecting “out of service” enables an additional field to relate sub-assets of the same set. For more information, see the article "[How to relate multiple assets to the same out of service?](#)"

Non Scheduled Tasks

Asset: MON-FA-0001

Incident date: 2025-07-03 09:30 | Requested by: Jorres Campese

Has the asset failed?

Fail Type: | Fail Cause: | Fail Detection Method: |

Fail Severity: Undefined severity | Type of Alarm: None | Is second detection of other assets?: 000.00

Asset out of service

Start date: 2025-07-03 09:31

Does this outage affect other assets? | Unrelated

Mod. >

6. Follow the subsequent steps completing each stage of the task, subtasks, and resources and finish so that the task is recorded.

Non Scheduled Tasks

Asset | Task | Sub Tasks | Resources

Qty	Unit	Description	Type	Unit Cost	Total cost	Resource Source
1	LITROS	DETERGENTE (DET-001)	Inventory	\$ 0.00	\$ 0.00	

Back | Finish >

Upon completing the opening of the unscheduled task, the status of this asset will remain as out of service until that task is completed.

Assets - Equipment

MON-FA-0001

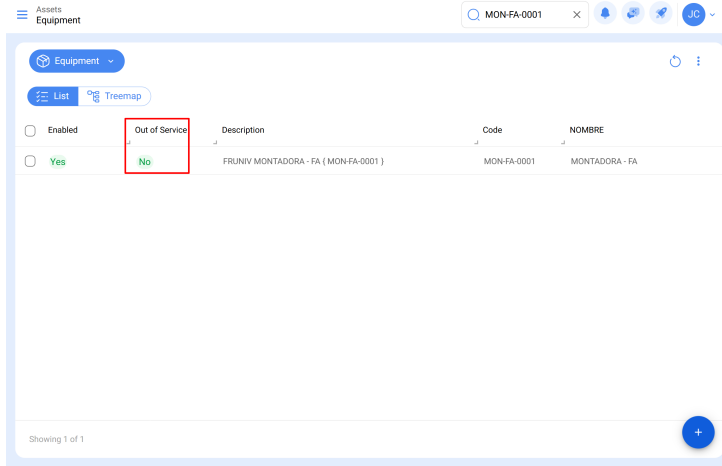
Equipment

List | TreeMap

Enabled	Out of Service	Description	Code	NOMBRE	MARCA	MODELO
<input type="checkbox"/>	<input checked="" type="checkbox"/>	FRENIV MONTAZORA- FA (MON-FA-0001)	MON-FA-0001	MONTAZORA- FA	FRENIV	65011142

Showing 1 of 1

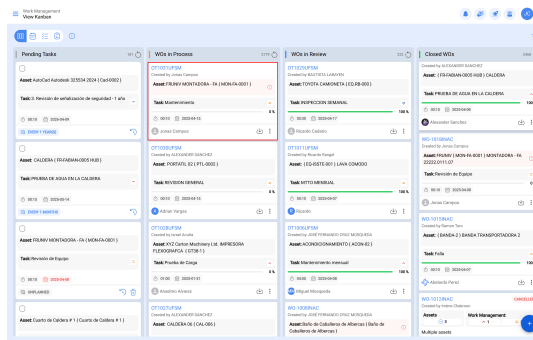
Once this task has been successfully completed, the asset will no longer be in the out of service status.



## How to mark an asset as out of service from an open work order?

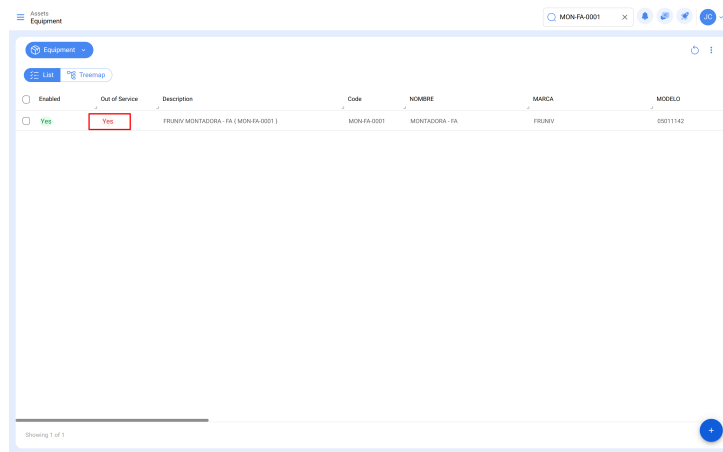
To record that an asset is out of service from an ongoing work order, follow these steps:

1. Select a work order associated with the asset in question.

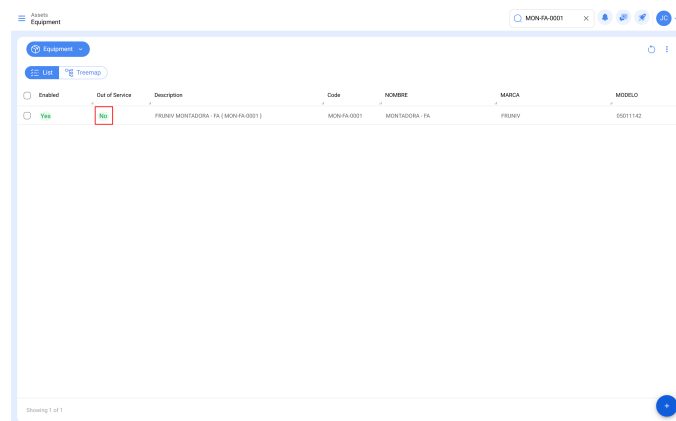
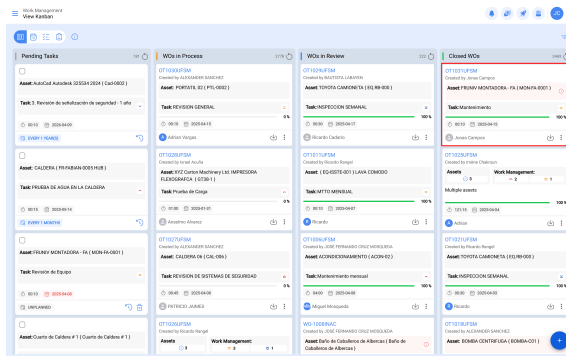




Once the required data is completed, click "Save" to automatically update the status of the asset related to the task, marking it as "Out of Service".



Upon successfully completing the task, the asset will return to its previous state, no longer appearing as "Out of Service".



It is possible to create a new unscheduled task for an asset that is already out of service, according to the specific needs of that asset's maintenance plan.

Non Scheduled Tasks

Asset: (MON-FA-001) MONTADORA - FA

Incident date: 2025-05-27 08:55 | Requested By: Jonas Campos

Has the asset failed?

Fault Type: | Fault Cause: | Fault Detection Method: |

Fault Severity: Undefined severity | Type of damage: None | Estimated duration of other assets: 00:00

Should this task also be terminated in order for the asset to re-enter service?

Next: 3

During the creation of the task, by activating the option "**Did the asset fail?**", an additional checkbox is enabled that allows indicating if the asset should return to service upon completing the task.

By recording the start date of the out of service status and checking this option, the system will link the status change with the execution of the task, facilitating more precise management of the asset's availability.

Non Scheduled Tasks

Asset: (MON-FA-001) MONTADORA - FA

Incident date: 2025-05-27 08:55 | Requested By: Jonas Campos

Has the asset failed?

Fault Type: | Fault Cause: | Fault Detection Method: |

Fault Severity: Undefined severity | Type of damage: None | Estimated duration of other assets: 00:00

Should this task also be terminated in order for the asset to re-enter service? | Start date of out of service: 2025-05-27 08:56

Next: 3

**Note:** In case there are other work orders or tasks associated with an asset with the status "*Out of Service*", this status will only be updated once all related work orders and tasks have been completed.

## Related articles

[How to link multiple assets to the same out-of-service event?](#)