

# What Printing Method to Choose?

[help.fracttal.com/hc/change\\_language/en-us](https://help.fracttal.com/hc/change_language/en-us)

The Fracttal One platform generates unique QR codes for each asset, allowing users to access information, register work orders, and update data quickly. The use of these codes improves access to work orders, eliminates manual errors, facilitates traceability, and digitizes processes, making management more efficient.

## Printing Formats

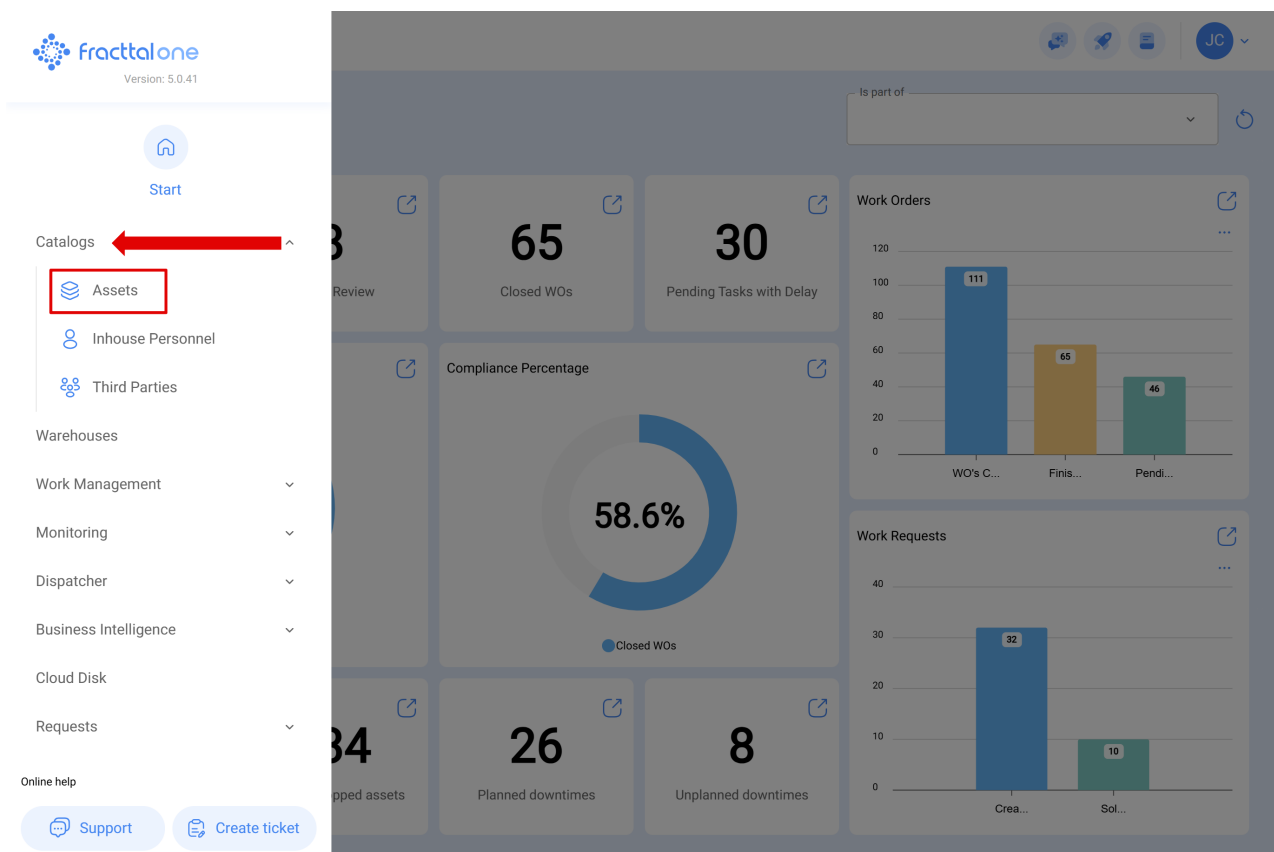
**Standard printing format in Fracttal One:** For general needs, direct printing from the platform is available, using any conventional inkjet or laser printer to print QR codes on standard paper or adhesive labels.

**Custom formats with external software:** Although Fracttal One allows the printing of QR codes in a predefined standard format, there are external software options that offer greater flexibility, allowing customization of both the format and design of QR code labels.

## Printing QR Codes in Fracttal One

To print QR codes directly from the Fracttal One platform, follow these steps:

1. Identify the assets you want to print by navigating to **Catalogs > Assets**.



2. Select the assets from the list.

Assets  
Equipment

Search...

JC

(1) Selected

List

Treemap

Enabled	Out of Service	Description	Code	Nombre	N° de chasis	
<input checked="" type="checkbox"/>	Yes	No	{ 0000-4 } VENTILADOR MECANICO MAQUET CRITICAL CARE 2500 ...	0000-4	VENTILADOR MECANICO	MAQUET C
<input type="checkbox"/>	No	Yes	{ 000-2 } VENTILADOR MECANICO ARYZTA 2500 RPM	000-2	VENTILADOR MECANICO	ARYZTA
<input type="checkbox"/>	No	No	{ 000-3 } VENTILADOR MECANICO ARYZTA 2500 RPM	000-3	VENTILADOR MECANICO	ARYZTA
<input type="checkbox"/>	No	No	{ 05 } BEBEDOURO - JOÃO LUCAS	05	BEBEDOURO - JOÃO LUCAS	
<input type="checkbox"/>	Yes	No	{ 070128 } BOMBA SUMERGIBLE bombas-chile 380	070128	BOMBA SUMERGIBLE	bombas-ch
<input type="checkbox"/>	Yes	No	{ 070129 } BOMBA SUMERGIBLE bombas-chile 380	070129	BOMBA SUMERGIBLE	bombas-ch
<input type="checkbox"/>	Yes	No	{ 080167 } MOTOR SICMEMOTORI 380/440/440	080167	MOTOR	SICMEMOT
<input type="checkbox"/>	Yes	No	{ 090403 } CONJUNTO MOTOR CC Y VENTILACION FORZADA ORE...	090403	CONJUNTO MOTOR CC Y VENTILACION FO...	OREMOR
<input type="checkbox"/>	Yes	No	{ 10000844 } PERFORADORA HIDRAULICA ATLAS COPCO 2003	10000844	PERFORADORA HIDRAULICA	ATLAS COF
<input type="checkbox"/>	Yes	No	{ 10000860 } PERFORADORA HIDRAULICA ATLAS COPCO 2005	10000860	PERFORADORA HIDRAULICA	ATLAS COF
<input type="checkbox"/>	Yes	No	{ 10000881 } PERFORADORA HIDRAULICA ATLAS COPCO 2006	10000881	PERFORADORA HIDRAULICA	ATLAS COF
<input type="checkbox"/>	Yes	No	{ 10000905 } PERFORADORA NFUMATICA MFUDON 1989	10000905	PERFORADORA NFUMATICA	MFUDON

Showing 50 of 5857

+

### 3. Open the side menu.

Assets  
Equipment

Search...

JC

(1) Selected

List

Treemap

Enabled	Out of Service	Description	Code	Nombre	N° de chasis	
<input checked="" type="checkbox"/>	Yes	No	{ 0000-4 } VENTILADOR MECANICO MAQUET CRITICAL CARE 2500 ...	0000-4	VENTILADOR MECANICO	MAQUET C
<input type="checkbox"/>	No	Yes	{ 000-2 } VENTILADOR MECANICO ARYZTA 2500 RPM	000-2	VENTILADOR MECANICO	ARYZTA
<input type="checkbox"/>	No	No	{ 000-3 } VENTILADOR MECANICO ARYZTA 2500 RPM	000-3	VENTILADOR MECANICO	ARYZTA
<input type="checkbox"/>	No	No	{ 05 } BEBEDOURO - JOÃO LUCAS	05	BEBEDOURO - JOÃO LUCAS	
<input type="checkbox"/>	Yes	No	{ 070128 } BOMBA SUMERGIBLE bombas-chile 380	070128	BOMBA SUMERGIBLE	bombas-ch
<input type="checkbox"/>	Yes	No	{ 070129 } BOMBA SUMERGIBLE bombas-chile 380	070129	BOMBA SUMERGIBLE	bombas-ch
<input type="checkbox"/>	Yes	No	{ 080167 } MOTOR SICMEMOTORI 380/440/440	080167	MOTOR	SICMEMOT
<input type="checkbox"/>	Yes	No	{ 090403 } CONJUNTO MOTOR CC Y VENTILACION FORZADA ORE...	090403	CONJUNTO MOTOR CC Y VENTILACION FO...	OREMOR
<input type="checkbox"/>	Yes	No	{ 10000844 } PERFORADORA HIDRAULICA ATLAS COPCO 2003	10000844	PERFORADORA HIDRAULICA	ATLAS COF
<input type="checkbox"/>	Yes	No	{ 10000860 } PERFORADORA HIDRAULICA ATLAS COPCO 2005	10000860	PERFORADORA HIDRAULICA	ATLAS COF
<input type="checkbox"/>	Yes	No	{ 10000881 } PERFORADORA HIDRAULICA ATLAS COPCO 2006	10000881	PERFORADORA HIDRAULICA	ATLAS COF
<input type="checkbox"/>	Yes	No	{ 10000905 } PERFORADORA NFUMATICA MFUDON 1989	10000905	PERFORADORA NFUMATICA	MFUDON

Showing 50 of 5857

+

### 4. Click on the "Print QR" option.

Assets  
Equipment

Search...

JC

(1) Selected

List Treemap

Enabled	Out of Service	Description	Code	Nombre
<input checked="" type="checkbox"/> Yes	No	{ 0000-4 } VENTILADOR MECANICO MAQUET CRITICAL CARE 2500 ...	0000-4	VENTILADOR MECANICO
<input type="checkbox"/> No	Yes	{ 000-2 } VENTILADOR MECANICO ARYZTA 2500 RPM	000-2	VENTILADOR MECANICO
<input type="checkbox"/> No	No	{ 000-3 } VENTILADOR MECANICO ARYZTA 2500 RPM	000-3	VENTILADOR MECANICO
<input type="checkbox"/> No	No	{ 05 } BEBEDOURO - JOÃO LUCAS	05	BEBEDOURO - JOÃO LUCAS
<input type="checkbox"/> Yes	No	{ 070128 } BOMBA SUMERGIBLE bombas-chile 380	070128	BOMBA SUMERGIBLE
<input type="checkbox"/> Yes	No	{ 070129 } BOMBA SUMERGIBLE bombas-chile 380	070129	BOMBA SUMERGIBLE
<input type="checkbox"/> Yes	No	{ 080167 } MOTOR SICMEMOTORI 380/440/440	080167	MOTOR
<input type="checkbox"/> Yes	No	{ 090403 } CONJUNTO MOTOR CC Y VENTILACION FORZADA ORE...	090403	CONJUNTO MOTOR CC Y VENTILACION FO... OREMOR
<input type="checkbox"/> Yes	No	{ 10000844 } PERFORADORA HIDRAULICA ATLAS COPCO 2003	10000844	PERFORADORA HIDRAULICA ATLAS COF
<input type="checkbox"/> Yes	No	{ 10000860 } PERFORADORA HIDRAULICA ATLAS COPCO 2005	10000860	PERFORADORA HIDRAULICA ATLAS COF
<input type="checkbox"/> Yes	No	{ 10000881 } PERFORADORA HIDRAULICA ATLAS COPCO 2006	10000881	PERFORADORA HIDRAULICA ATLAS COF
<input type="checkbox"/> Yes	No	{ 10000905 } PERFORADORA NEUMATICA MFLINDON 1989	10000905	PERFORADORA NEUMATICA MFLINDON

Showing 50 of 5857


Open PDF  
Export  
Bulk export data  
Print QR  
Import  
Delete Imported Data  
Fields Configuration  
Clone Asset  
Batch Edition

Upon clicking, the system will display a new PDF window with the information ready for printing or download.


Preview

Paper Size  
Letter (8,5 x 11) pulg

Save Print



{ 0000-4 } VENTILADOR  
MECANICO MAQUET  
CRITICA  
Code 0000-4



## Printing QR Codes with External Software

To use external software for QR code printing, it is necessary to export the information associated with the **"QR Code URL"** field of the assets for which you want to generate labels. To do so:

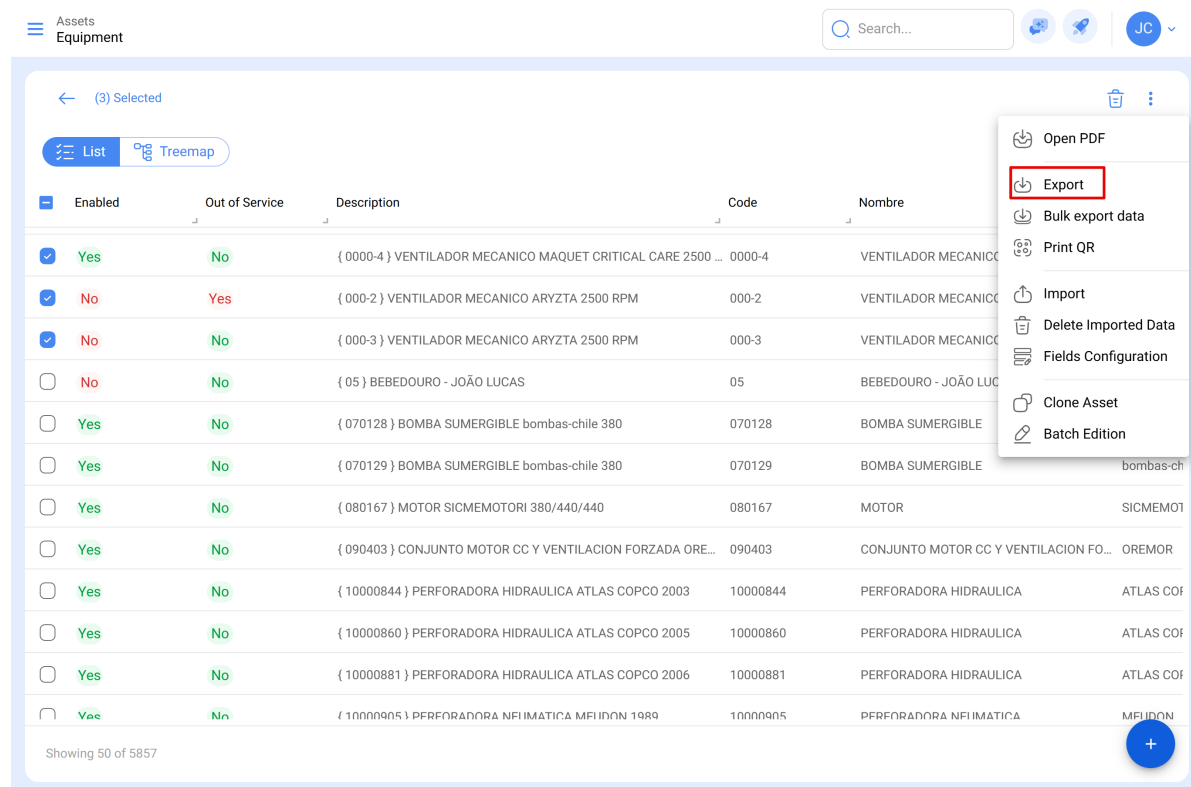
1. Go to the **asset list view** and proceed with the export of this data.

The screenshot shows the 'Assets Equipment' interface. At the top, there is a search bar and a user profile icon. Below the header, a table lists assets with columns: Enabled, Out of Service, Description, Code, and Nombre. Three assets are selected, indicated by blue checkmarks in the 'Enabled' column. A context menu is open over the selected items, showing options: Open PDF, Export, Bulk export data, Print QR, Import, Delete Imported Data, Fields Configuration, Clone Asset, and Batch Edition. The table shows the following data:

Enabled	Out of Service	Description	Code	Nombre
<input checked="" type="checkbox"/>	No	{ 0000-4 } VENTILADOR MECANICO MAQUET CRITICAL CARE 2500 ...	0000-4	VENTILADOR MECANICO
<input checked="" type="checkbox"/>	Yes	{ 000-2 } VENTILADOR MECANICO ARYZTA 2500 RPM	000-2	VENTILADOR MECANICO
<input checked="" type="checkbox"/>	No	{ 000-3 } VENTILADOR MECANICO ARYZTA 2500 RPM	000-3	VENTILADOR MECANICO
<input type="checkbox"/>	No	{ 05 } BEBEDOURO - JOÃO LUCAS	05	BEBEDOURO - JOÃO LUCAS
<input type="checkbox"/>	Yes	{ 070128 } BOMBA SUMERGIBLE bombas-chile 380	070128	BOMBA SUMERGIBLE
<input type="checkbox"/>	Yes	{ 070129 } BOMBA SUMERGIBLE bombas-chile 380	070129	BOMBA SUMERGIBLE
<input type="checkbox"/>	Yes	{ 080167 } MOTOR SICMEMOTORI 380/440/440	080167	MOTOR
<input type="checkbox"/>	Yes	{ 090403 } CONJUNTO MOTOR CC Y VENTILACION FORZADA ORE...	090403	CONJUNTO MOTOR CC Y VENTILACION FO... OREMOR
<input type="checkbox"/>	Yes	{ 10000844 } PERFORADORA HIDRAULICA ATLAS COPCO 2003	10000844	PERFORADORA HIDRAULICA
<input type="checkbox"/>	Yes	{ 10000860 } PERFORADORA HIDRAULICA ATLAS COPCO 2005	10000860	PERFORADORA HIDRAULICA
<input type="checkbox"/>	Yes	{ 10000881 } PERFORADORA HIDRAULICA ATLAS COPCO 2006	10000881	PERFORADORA HIDRAULICA
<input type="checkbox"/>	Yes	{ 10000905 } PERFORADORA NEUMATICA MEJIDON 1989	10000905	PERFORADORA NEUMATICA

Showing 50 of 5857

- Once exported, a file in **Excel (.xlsx) format** will be downloaded, containing all asset information, including the QR code URL, asset name, description, and other previously registered details for the selected items.



To simplify label customization, it is recommended to retain only the most relevant information, removing unnecessary columns. Suggested data to keep includes:

- **QR Code URL** – Ensures the correct generation of the code in the printing software.
- **Asset Code** – Facilitates quick and accurate identification.
- **Asset Name** – Enhances visualization and association of the code with the corresponding asset.

	A	B	C	D
1	Url QR Code	Code	Nombre (C)	N° de chasis (C)
2	<a href="https://app.fractal.com/#inventories.equipments/30048728">https://app.fractal.com/#inventories.equipments/30048728</a>	0000-4	VENTILADOR MECANICO	MAQUET CRITICAL CARE
3	<a href="https://app.fractal.com/#inventories.equipments/23469485">https://app.fractal.com/#inventories.equipments/23469485</a>	000-2	VENTILADOR MECANICO	ARYZTA
4	<a href="https://app.fractal.com/#inventories.equipments/23469487">https://app.fractal.com/#inventories.equipments/23469487</a>	000-3	VENTILADOR MECANICO	ARYZTA

Depending on operational needs, additional data, such as brand or serial number, can also be included as long as they contribute to more efficient identification.

- After refining the data, input it into the external software and generate the customized labels.

For more information, check the article ["How to Customize QR Codes with External Software \(Zebra\)"](#) and review the complete tutorial with examples from the Zebra software.

**Note:** Each external software has its own usage method, but generally, the process involves importing the exported file and configuring the printing settings as needed.

Users can **customize the label design** or maintain a uniform format for all, adjusting size, layout, and other elements.

## Best Practices

---

- Use **durable materials** for harsh environments.
- Maintain **good contrast** between a light background and a dark QR code.
- Place labels in **easily accessible locations**, protected from wear.
- **Test before mass production** to ensure readability.

The durability and legibility of QR codes depend largely on the material used. For more details on how to choose the right material, review the article ["Choosing the Material for QR Code Printing"](#)

## Usage in Fracttal One

---

- Generate the QR code in the system.
- Print it on the appropriate material.
- Place it strategically on the asset.
- Scan it with the app to access **information and work orders**.

**Note:** It is important to highlight that direct QR code printing from Fracttal One is a **simplified option** provided by the platform and is **not editable**. If any modification or specialized printing is required, users must select the desired asset and export the **QR Code URL** to use it in **external editing and printing software**.