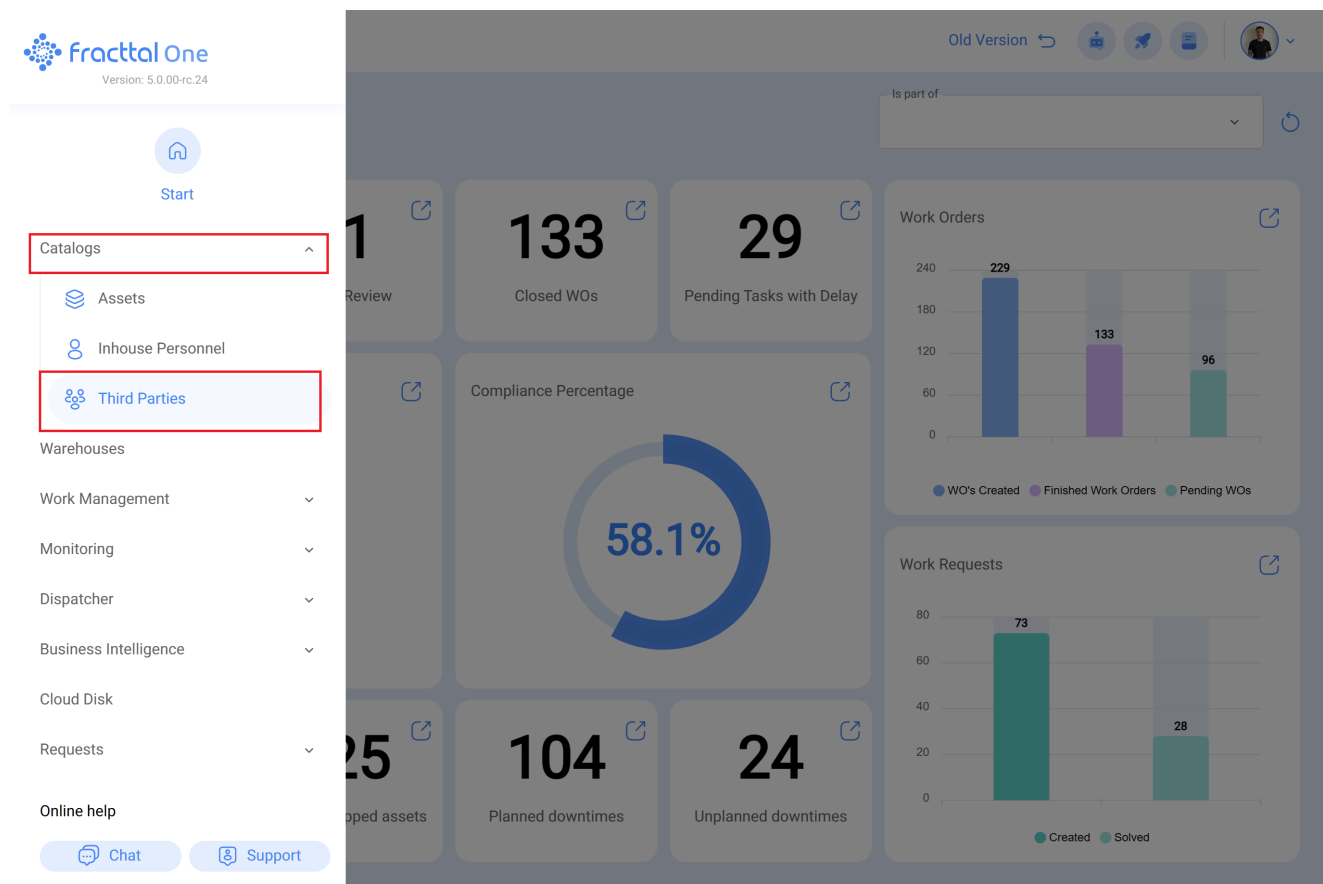


Third parties and how to access the module

help2.fractal.com/hc/en-us/articles/25073602883469-Third-parties-and-how-to-access-the-module



In this module, you can control and record various types of third parties that can be managed on the platform, regardless of the quantity you wish to add, as there is no limit on registrations.

Note: It is important to mention that all access accounts to the platform (user accounts, requests, or readings) must first be registered in the Human Resources or Third Parties modules as appropriate.

How to access the Third Parties module?

To access the Third Parties module, first click on the menu button located at the top left of the platform's main bar and expand the catalog menu, then click on "Third Parties".

From - Until
2024-02-15 / 2024-03-15

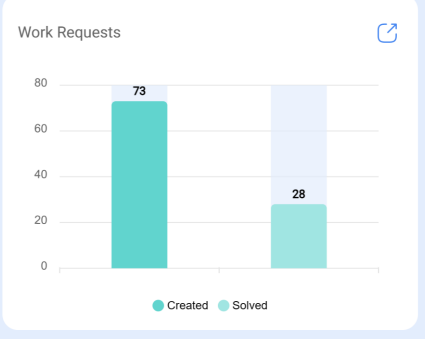
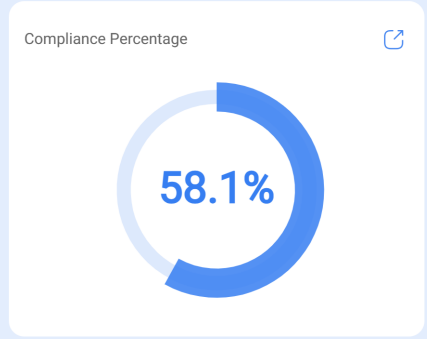
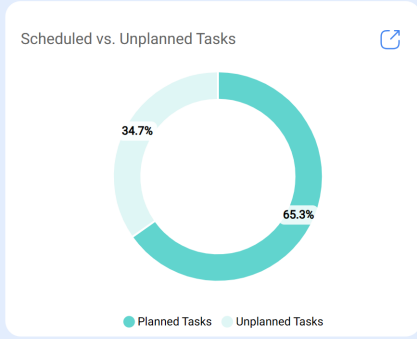
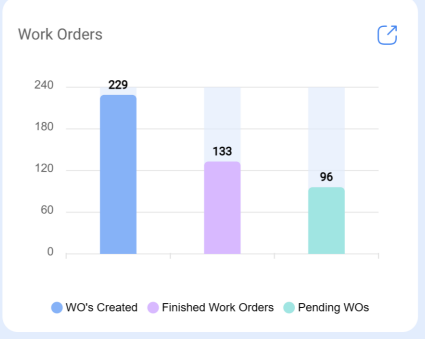
Is part of [dropdown] [refresh]

85 WOs in Process

11 WOs in Review

133 Closed WOs

29 Pending Tasks with Delay



4 Failures that Caused Damage

125 Currently stopped assets

104 Planned downtimes

24 Unplanned downtimes

Start

- Catalogs
- Assets
- Inhouse Personnel
- Third Parties

- Warehouses
- Work Management
- Monitoring
- Dispatcher
- Business Intelligence
- Cloud Disk
- Requests
- Online help
 - Chat
 - Support

Old Version [refresh] [home] [search] [notifications] [profile]

Is part of [dropdown] [refresh]

1 [Review]

133 Closed WOs

29 Pending Tasks with Delay

Work Orders

Work Requests

25 [Currently stopped assets]

104 Planned downtimes

24 Unplanned downtimes

