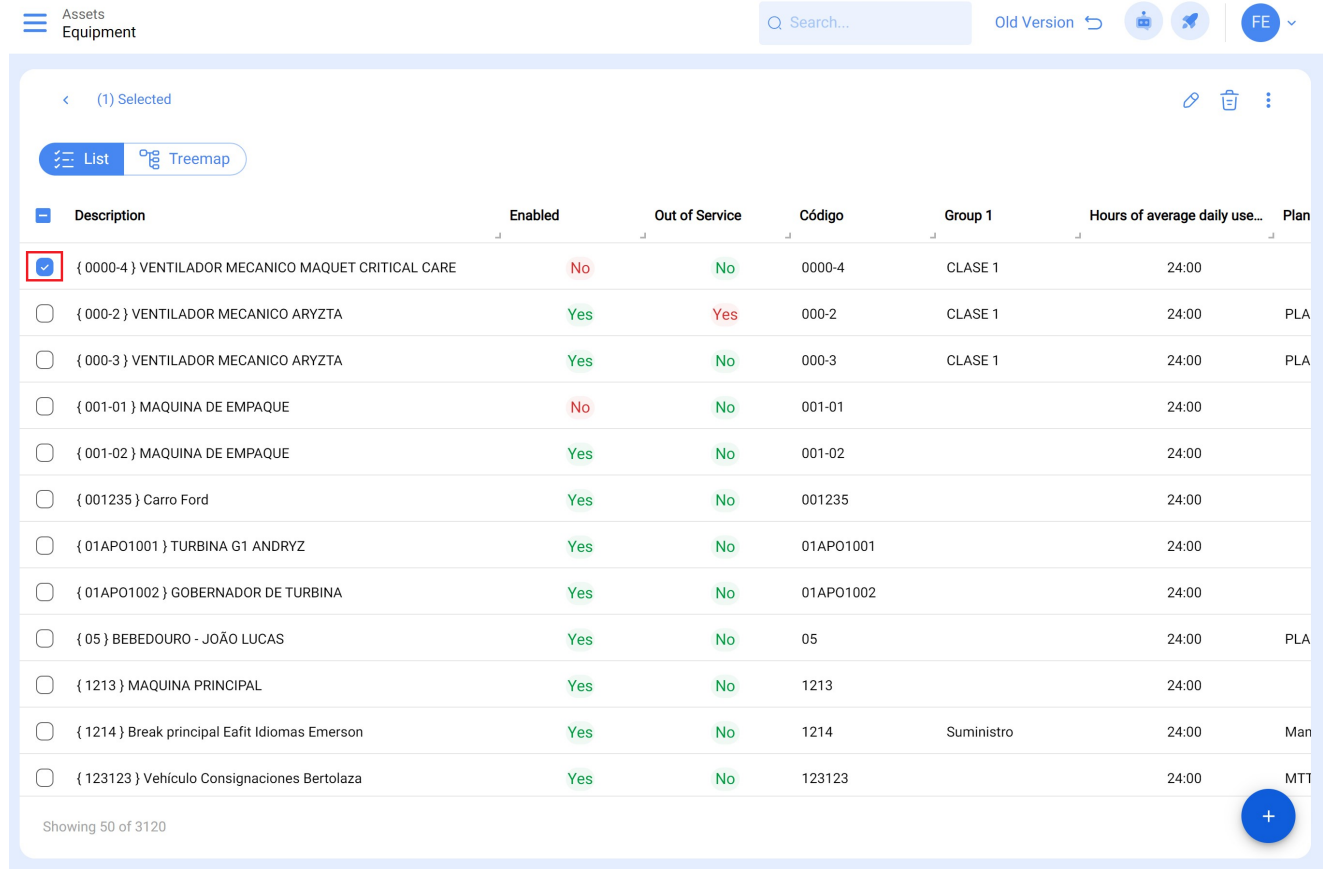


How to print the data sheet of an asset?

help2.fracttal.com/hc/en-us/articles/25191316183693-How-to-print-the-data-sheet-of-an-asset

1. To print, first select one or several assets



The screenshot shows the 'Assets Equipment' interface. At the top, there is a search bar and a 'Search...' button. Below the search bar, there are icons for 'Old Version', a printer, a share icon, and a user profile icon labeled 'FE'. The main content area displays a table of assets. The first row is selected, indicated by a red square around the checkbox. The table has columns for 'Description', 'Enabled', 'Out of Service', 'Código', 'Group 1', 'Hours of average daily use...', and 'Plan'. The selected asset is '{ 0000-4 } VENTILADOR MECANICO MAQUET CRITICAL CARE' with 'Enabled' set to 'No' and 'Out of Service' set to 'No'. Other assets in the table include '{ 000-2 } VENTILADOR MECANICO ARYZTA', '{ 000-3 } VENTILADOR MECANICO ARYZTA', '{ 001-01 } MAQUINA DE EMPAQUE', '{ 001-02 } MAQUINA DE EMPAQUE', '{ 001235 } Carro Ford', '{ 01APO1001 } TURBINA G1 ANDRYZ', '{ 01APO1002 } GOBERNADOR DE TURBINA', '{ 05 } BEBEDOURO - JOÃO LUCAS', '{ 1213 } MAQUINA PRINCIPAL', '{ 1214 } Break principal Eafit Idiomas Emerson', and '{ 123123 } Vehículo Consignaciones Bertolaza'. At the bottom left, it says 'Showing 50 of 3120'. At the bottom right, there is a blue circular button with a white plus sign.

Description	Enabled	Out of Service	Código	Group 1	Hours of average daily use...	Plan
<input checked="" type="checkbox"/> { 0000-4 } VENTILADOR MECANICO MAQUET CRITICAL CARE	No	No	0000-4	CLASE 1	24:00	
<input type="checkbox"/> { 000-2 } VENTILADOR MECANICO ARYZTA	Yes	Yes	000-2	CLASE 1	24:00	PLA
<input type="checkbox"/> { 000-3 } VENTILADOR MECANICO ARYZTA	Yes	No	000-3	CLASE 1	24:00	PLA
<input type="checkbox"/> { 001-01 } MAQUINA DE EMPAQUE	No	No	001-01		24:00	
<input type="checkbox"/> { 001-02 } MAQUINA DE EMPAQUE	Yes	No	001-02		24:00	
<input type="checkbox"/> { 001235 } Carro Ford	Yes	No	001235		24:00	
<input type="checkbox"/> { 01APO1001 } TURBINA G1 ANDRYZ	Yes	No	01APO1001		24:00	
<input type="checkbox"/> { 01APO1002 } GOBERNADOR DE TURBINA	Yes	No	01APO1002		24:00	
<input type="checkbox"/> { 05 } BEBEDOURO - JOÃO LUCAS	Yes	No	05		24:00	PLA
<input type="checkbox"/> { 1213 } MAQUINA PRINCIPAL	Yes	No	1213		24:00	
<input type="checkbox"/> { 1214 } Break principal Eafit Idiomas Emerson	Yes	No	1214	Suministro	24:00	Man
<input type="checkbox"/> { 123123 } Vehículo Consignaciones Bertolaza	Yes	No	123123		24:00	MTT

2. Open the additional options menu.

(1) Selected

List Treemap

Description	Enabled	Out of Service	Código	Group 1	Hours of average daily use...	Plan
<input checked="" type="checkbox"/> { 0000-4 } VENTILADOR MECANICO MAQUET CRITICAL CARE	No	No	0000-4	CLASE 1	24:00	
<input type="checkbox"/> { 000-2 } VENTILADOR MECANICO ARYZTA	Yes	Yes	000-2	CLASE 1	24:00	PLA
<input type="checkbox"/> { 000-3 } VENTILADOR MECANICO ARYZTA	Yes	No	000-3	CLASE 1	24:00	PLA
<input type="checkbox"/> { 001-01 } MAQUINA DE EMPAQUE	No	No	001-01		24:00	
<input type="checkbox"/> { 001-02 } MAQUINA DE EMPAQUE	Yes	No	001-02		24:00	
<input type="checkbox"/> { 001235 } Carro Ford	Yes	No	001235		24:00	
<input type="checkbox"/> { 01APO1001 } TURBINA G1 ANDRYZ	Yes	No	01APO1001		24:00	
<input type="checkbox"/> { 01APO1002 } GOBERNADOR DE TURBINA	Yes	No	01APO1002		24:00	
<input type="checkbox"/> { 05 } BEBEDOURO - JOÃO LUCAS	Yes	No	05		24:00	PLA
<input type="checkbox"/> { 1213 } MAQUINA PRINCIPAL	Yes	No	1213		24:00	
<input type="checkbox"/> { 1214 } Break principal Eafit Idiomas Emerson	Yes	No	1214	Suministro	24:00	Man
<input type="checkbox"/> { 123123 } Vehiculo Consignaciones Bertolaza	Yes	No	123123		24:00	MTT

Showing 50 of 3120

3. Select the "Print" option.

(1) Selected

List Treemap


Description	Enabled	Out of Service	Código	Group 1	Hours of average daily use...	Plan
<input checked="" type="checkbox"/> { 0000-4 } VENTILADOR MECANICO MAQUET CRITICAL CARE	No	No	0000-4	CLASE 1	24:00	
<input type="checkbox"/> { 000-2 } VENTILADOR MECANICO ARYZTA	Yes	Yes	000-2	CLASE 1	24:00	PLA
<input type="checkbox"/> { 000-3 } VENTILADOR MECANICO ARYZTA	Yes	No	000-3	CLASE 1	24:00	PLA
<input type="checkbox"/> { 001-01 } MAQUINA DE EMPAQUE	No	No	001-01		24:00	
<input type="checkbox"/> { 001-02 } MAQUINA DE EMPAQUE	Yes	No	001-02		24:00	
<input type="checkbox"/> { 001235 } Carro Ford	Yes	No	001235		24:00	
<input type="checkbox"/> { 01APO1001 } TURBINA G1 ANDRYZ	Yes	No	01APO1001		24:00	
<input type="checkbox"/> { 01APO1002 } GOBERNADOR DE TURBINA	Yes	No	01APO1002		24:00	
<input type="checkbox"/> { 05 } BEBEDOURO - JOÃO LUCAS	Yes	No	05		24:00	PLA
<input type="checkbox"/> { 1213 } MAQUINA PRINCIPAL	Yes	No	1213		24:00	
<input type="checkbox"/> { 1214 } Break principal Eafit Idiomas Emerson	Yes	No	1214	Suministro	24:00	Man
<input type="checkbox"/> { 123123 } Vehiculo Consignaciones Bertolaza	Yes	No	123123		24:00	MTT

Showing 100 of 3120


- Open PDF
- Export
- Bulk export data
- Print QR
- Import
- Delete Imported Data
- Fields Configuration
- Clone Asset
- Batch Edition

4. Clicking “Print” will open a new window with the selected asset information displayed in PDF format which can be printed or downloaded.

Paper Size
Letter (8,5 x 11) pulg ▾


↓ Save  Print


← Preview



FRACTAL - Activación

CNPJ: 123456789
Assets Catalog
Equipment





Date: **2024-03-20**

14224
1

{ 0000-4 } VENTILADOR MECANICO MAQUET CRITICAL CARE

General Data

NOMBRE DE EQUIPO: VENTILADOR MECANICO	FABRICANTE: MAQUET CRITICAL CARE
MODELO: TE-171	NÚMERO DE SERIAL: 71018
OTRO 1: 2500 RPM	OTRO 2: CORDINADORA DE UCI
CODE: 0000-4	BARCODE: 01001018271_23469485_30048728
PRIORITY: Very High	TYPE: ANESTESIA
GROUP 1: CLASE 1	GROUP 2: SOPORTE DE VIDA

PLANNED MAINTENANCE:

NOTES: Equipo refurbish

CUSTOM FIELDS

Field Name	Value
Operario jornada AM	Elkin Alfonso Montoya Pérez
Operario jornada PM	Héctor Montoya

Financial

COST CENTER: 622.14 ()	BUDGET DESCRIPTION: EQUIPOS ()
START DATE: 2010-10-01	ANNUAL DEPRECIATION: 5 %
TOTAL COST: 30000000	TOTAL REPLACEMENT COST: 32000000

← Preview

Paper Size

Letter (8,5 x 11) pulg ▾

↓ Save

Print



Note: It's important to mention that printing QR codes is a simple option offered on the platform and cannot be edited. If you need to edit before printing, you will have to select the asset in question and then export the URL associated with the QR code so that it can be used in an external label editing and printing software.