

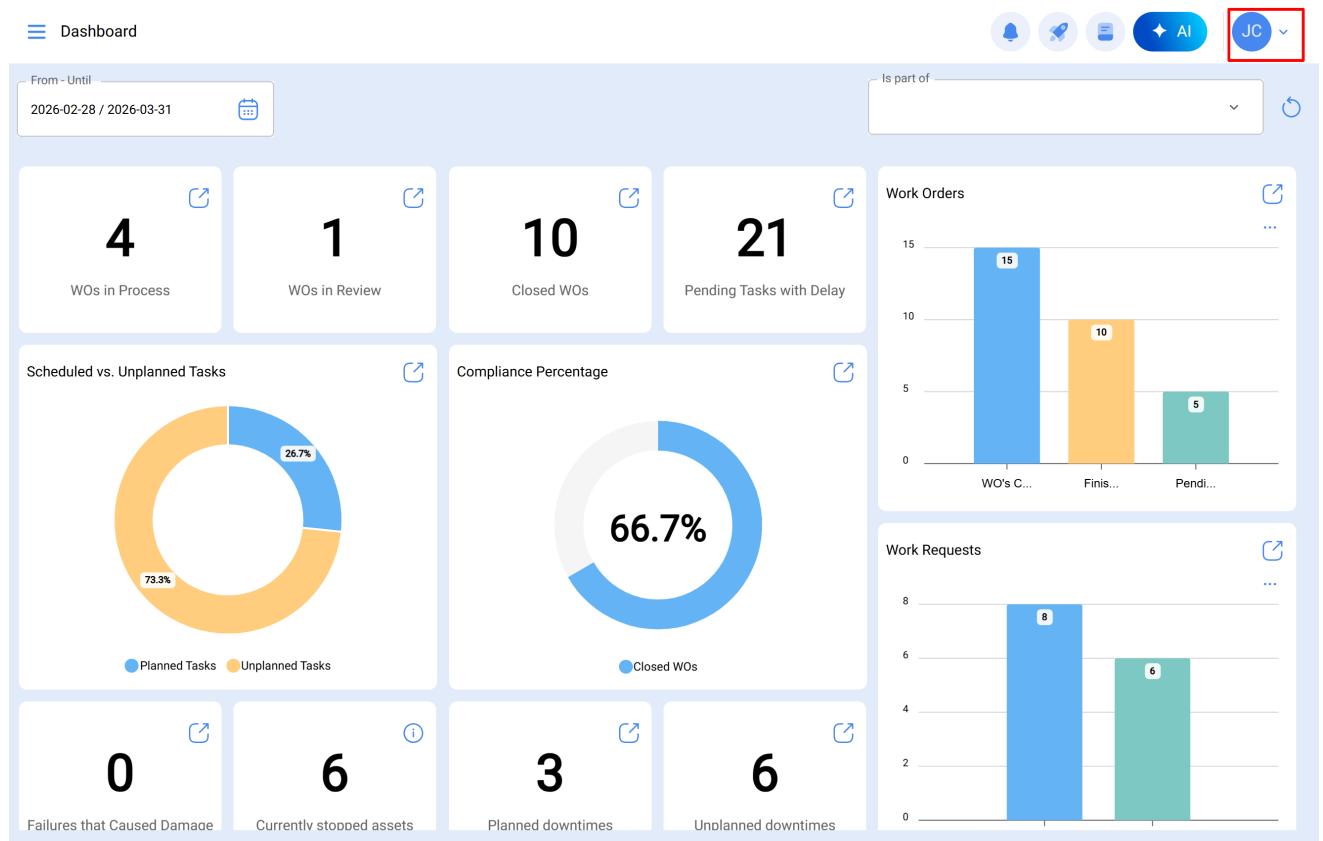
Configuração de idiomas por meio de tradução dinâmica

help.fractal.com/hc/pt-br/articles/44728517492109-Configuração-de-idiommas-por-meio-de-tradução-dinâmica

Os usuários do Fractal One têm a possibilidade de gerenciar o idioma do software conforme suas necessidades, seja selecionando uma das línguas disponíveis ou solicitando a adição de uma nova tradução. Graças ao add-on de tradução dinâmica, a plataforma se adapta de forma eficaz a diferentes contextos linguísticos, otimizando sua integração em ambientes multinacionais e equipes de trabalho diversas.

Para gerenciar o idioma no Fractal One:

1. Acesse o menu de opções localizado na parte superior direita da plataforma.



2. Acesse a opção Idioma.

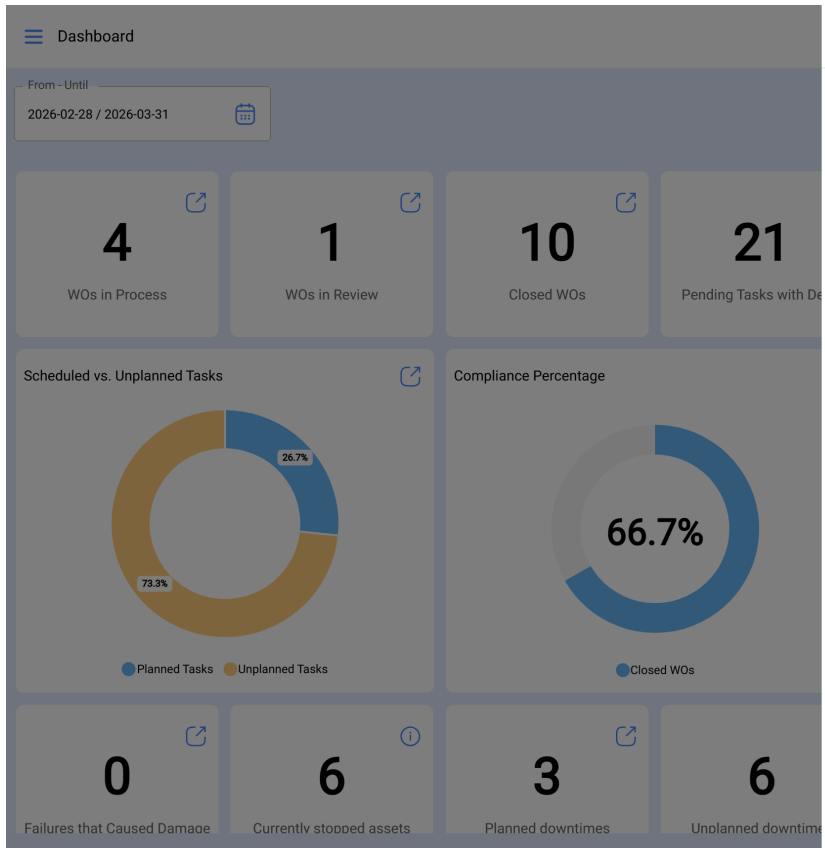
The screenshot shows the Fractal platform dashboard. The user profile menu is open, and the 'Language' option is highlighted with a red box. The dashboard includes several widgets: 'WOs in Process' (4), 'WOs in Review' (1), 'Closed WOs' (10), and 'Pending Tasks with Delay' (21). There are also two donut charts: 'Scheduled vs. Unplanned Tasks' (73.3% Planned, 26.7% Unplanned) and 'Compliance Percentage' (66.7%). At the bottom, there are four more widgets: 'Failures that Caused Damage' (0), 'Currently stopped assets' (6), 'Planned downtimes' (3), and 'Unplanned downtimes' (6). On the right side, there are two bar charts: 'Work Orders' and 'Work Requests'.

3. Na seção Idiomas disponíveis, selecione o idioma que deseja utilizar na plataforma.

The screenshot shows the 'Language settings' dialog box. The 'Available languages' section is highlighted with a red box, and 'English' is selected in the dropdown menu. The dialog box also includes an 'Add a new language' section with a dropdown menu.

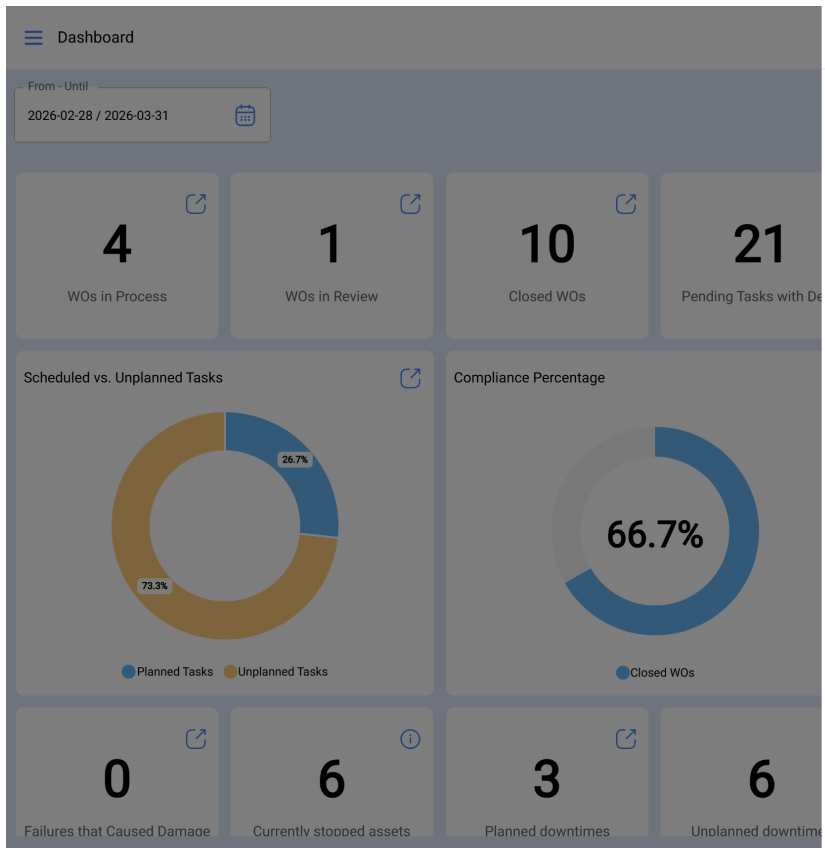
Além disso, se o idioma necessário não estiver na lista:

4. Na seção **Adicionar um novo idioma**, selecione o idioma que deseja habilitar.



The Language settings page includes the following elements:

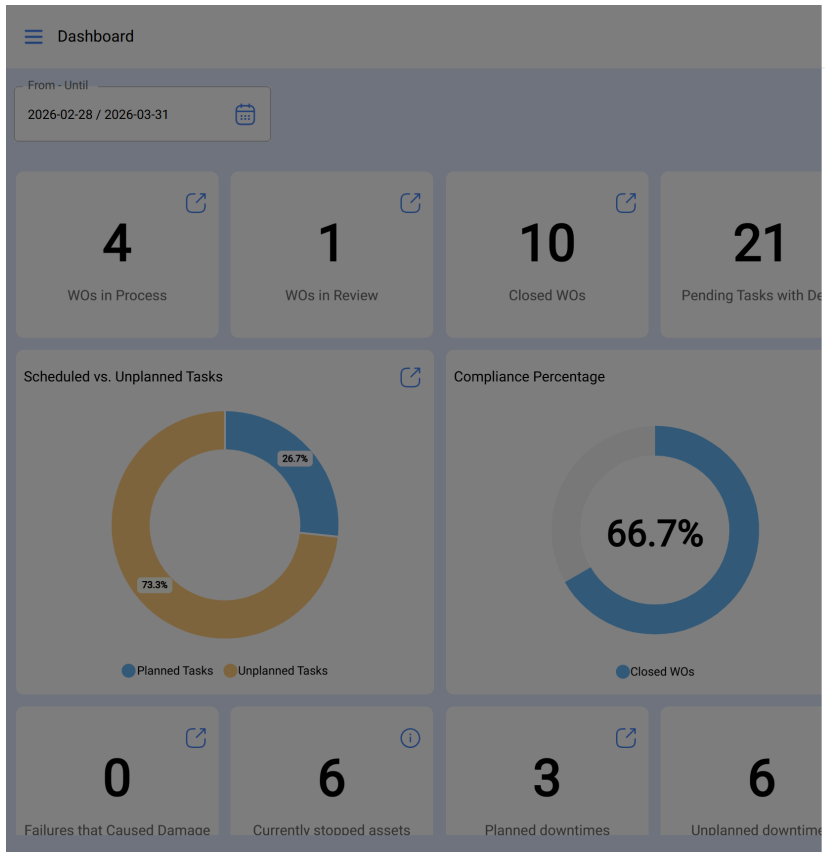
- Language settings** (header)
- Available languages** (section header)
- Choose which language to use for the Fractal platform.** (instruction)
- Select language** (dropdown menu) with **English** selected.
- Add a new language** (section header, highlighted with a red box)
- Select the language you need and it will be automatically added to the list of available languages.** (instruction)
- Add a new language** (dropdown menu, highlighted with a red box)



The Language settings page shows a list of available languages:

- Abkhazian
- Acehnese
- Acoli
- Afrikaans
- Shqip
- Alz
- አማርኛ
- Հայերեն
- অসমীয়া
- Awadhi
- Aymara
- Azerbaijani
- Balinese
- Bamanakan
- Bashkir
- Btx
- Bts
- Batak Toba
- Беларуская
- Ichibemba
- বাংলা

5. Clique em **Salvar** para finalizar a ação.



The 'Language settings' panel includes a back arrow, the title 'Language settings', and a save icon (a blue circle with a white document icon) highlighted by a red box. The panel contains the following sections:

- Available languages:** A section with the instruction 'Choose which language to use for the Fractal platform.' It features a dropdown menu labeled 'Select language' with 'English' selected.
- Add a new language:** A section with the instruction 'Select the language you need and it will be automatically added to the list of available languages.' It features a dropdown menu labeled 'Add a new language' with 'Afrikaans' selected.

6. O sistema iniciará automaticamente o processo de geração do idioma e, uma vez concluído, este será incorporado na lista de idiomas disponíveis para seleção.

The image displays a user interface for a dashboard and its language settings. The dashboard on the left provides a summary of work orders (WOs) and task compliance. It includes four key metrics: 4 WOs in Process, 1 WOs in Review, 10 Closed WOs, and 21 Pending Tasks with De. Below these are two donut charts: 'Scheduled vs. Unplanned Tasks' showing 73.3% Planned Tasks and 26.7% Unplanned Tasks, and 'Compliance Percentage' showing 66.7% Closed WOs. The language settings panel on the right allows users to select a language for the Fractal platform. The current selection is 'English' under 'Available languages' and 'Afrikaans' under 'Add a new language'. A green notification box at the bottom indicates that a request has been sent to prepare the Afrikaans language, which may take a few minutes, and that the user will be notified by email when it is ready.

O sistema realizará a tradução completa da plataforma para o idioma selecionado e, ao final do processo, será enviada uma notificação por e-mail confirmando a conclusão da operação.

F

Fractal <no-reply@fractal.com>



Language available

Hello Jonas,

Your request for generating **Balinese language** from Language Settings has been completed successfully.

You can now select the new language and start using it on Fractal.

[Go to Language Settings](#)

If you have any questions or need further assistance, feel free to write to us at support@fractal.com.

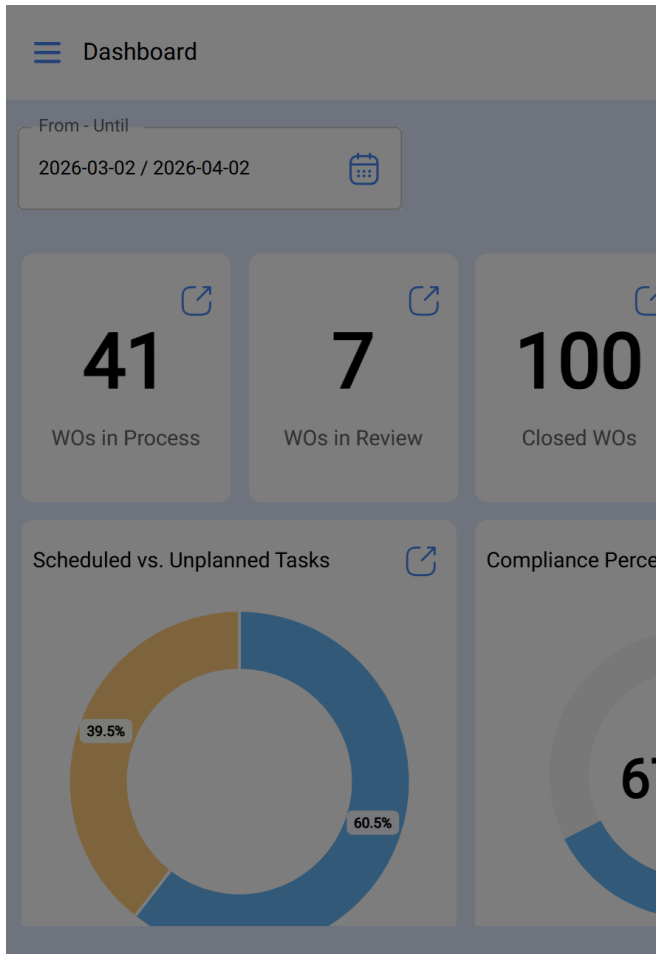


You are receiving this email because you are an active app.fractal.com user.

Copyright 2026 Fractal

Nota: O e-mail será enviado apenas ao solicitante do idioma e pode levar alguns minutos para ser enviado.

Cada vez que um novo idioma for adicionado efetivamente, ele aparecerá visível para todos os usuários desta base, acompanhado de um ícone que indicará que esse idioma está disponível para uso na plataforma.



← Language settings



- Español
- Español (Latinoamérica)
- Euskera
- Français
- Galego
- Guarani
- Italiano
- Nederlands
- Polski
- Português (BR)
- Português (EU)
- Română
- Slovenčina
- Tsonga
- Tswana