

Fracttal GO Settings Menu

 help.fracttal.com/hc/en-us/articles/38243401436557-Fracttal-GO-Settings-Menu

Fracttal GO offers various configuration options to optimize the user experience within the application. Through the settings menu, you can customize preferences related to your profile, security, language, display, and access to technical support. Below, we detail each of the available options, allowing you to use the application more efficiently and tailored to your needs.

Accessing Settings

To access the settings in **Fracttal GO**, follow these steps:

1. **Open the Fracttal GO application** on your mobile device.
2. At the bottom of the screen, locate and select the **"Settings"** option in the main menu. By clicking this option, you will have access to various personalized settings and resources.

Work orders



WO's in Process

2887



DOUGLAS LUCENA



OT1163MTO

Created by Jonas Campos

Asset: { MON-FA-0001 } MONTADORA - FA FRUNIV
22222.0111.07 110v

Task: task description



0%



00:10:00



2025-07-17



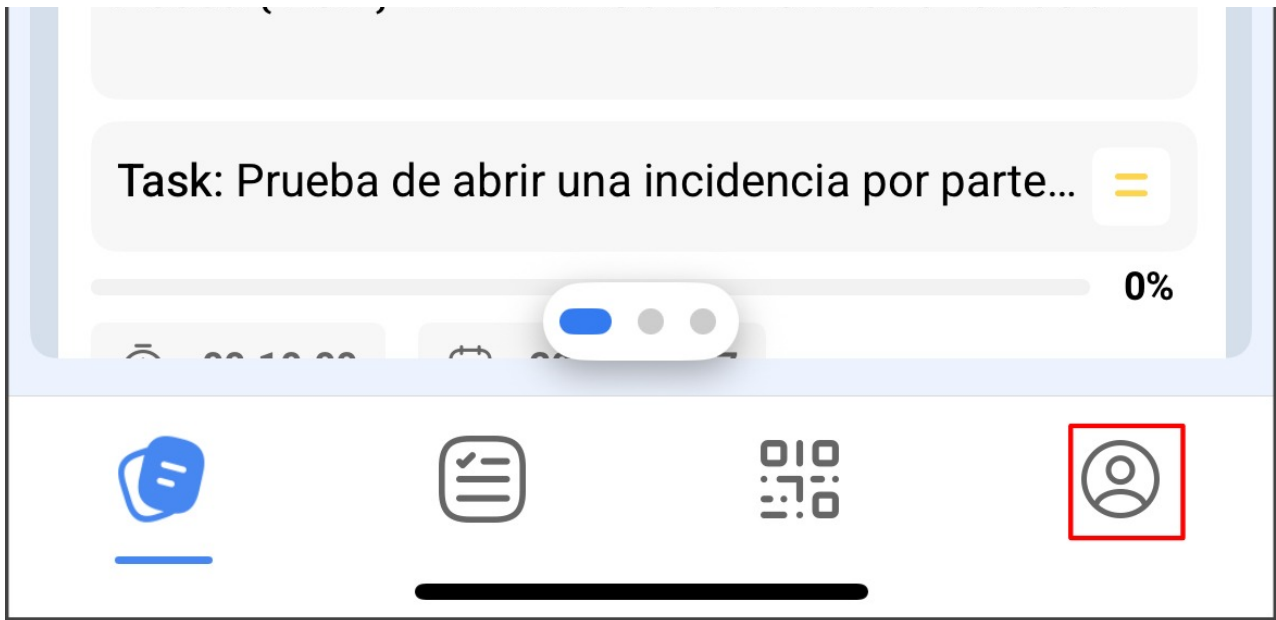
Jonas Campos



OT1161MTO

Created by Juana María Marín Cotillas (IDOM)

Asset: { ESB } ENTRADASOLICITUDES BURJASSOT



User Information

At the top of the settings screen, you will find information related to the **profile** of the connected user.

Settings



Jonas Campos

jcampos@fractal.com

Activación Fractal - Español - 477



Profile



Security



Language

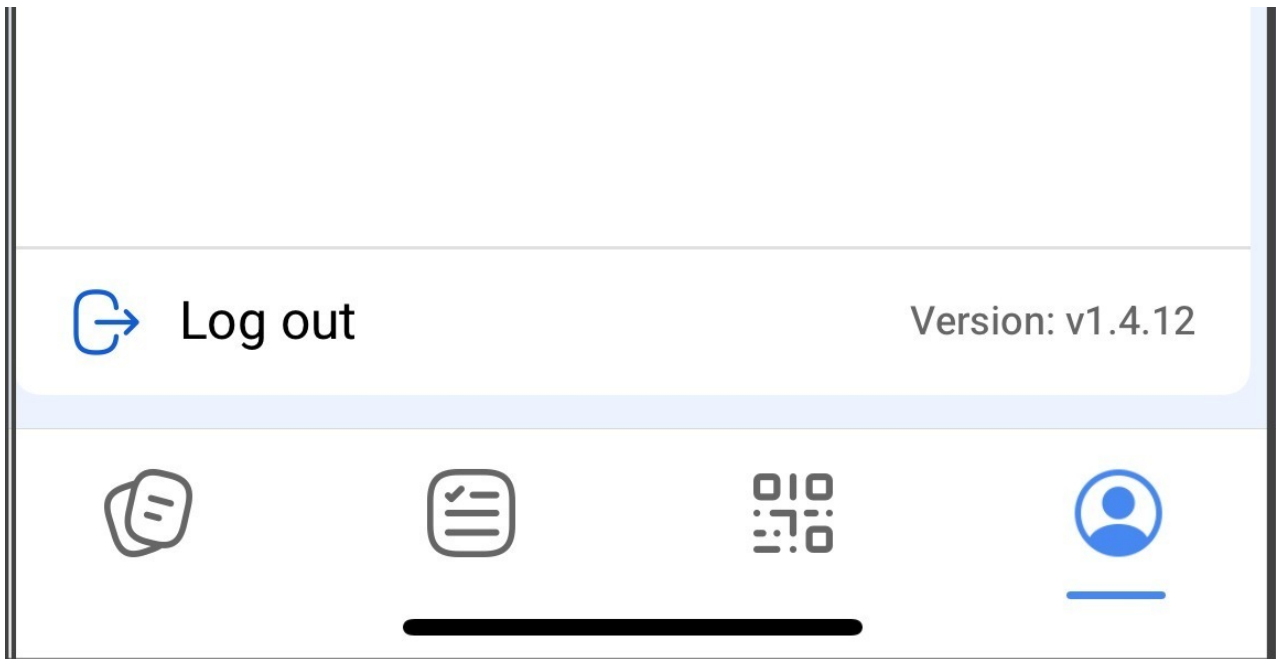


Dark Mode



Help and Technical Support





This data is displayed to facilitate tracking of the active account at that moment. The information includes:

- **Username:** Full name of the connected user.
- **Email Address:** Email address associated with the account.
- **Company:** Company linked to the user at that moment.

Profile

Below the profile information, complementary options are presented that allow for additional adjustments:

Profile: By selecting the "**Profile**" option, you can view and edit various data related to your user, including:

- **Name:** Change of name if necessary.
- **Address:** Contact address registered on the platform.
- **Work Schedule:** Definition of the user's work schedule.
- **Phone:** Add or update the contact phone number.



Profile

Name

Last Name

Code

PV-AN-001

Address

State

Country

City

Zip code

Group 1





Security

The "**Security**" option within the settings menu allows the user to manage the security of their account, including:

- **Change Password:** Allows the user to modify their access password to the platform for greater protection.
- **Two-Step Authentication:** This feature requires identity confirmation through a second factor, such as a code sent to the user's mobile phone, in addition to the traditional password.



Security



Password



Two step authentication

To continue please enter your password

Password



Continue

Language

The **"Language"** option allows the user to customize the application language according to their preference. The main available languages include:

- **Spanish**
- **English (US)**
- **Portuguese (BR and EU)**
- **French**

Settings



Jonas Campos

jonas.campos@fractal.com

Activación Fractal - Español - 477



Profile



Security



Language



Spanish



English (US)



PORTUGUÊS (BR)



PORTUGUÊS (EU)



FRANÇAIS



GALEGO



Dark Mode



 Help and Technical Support



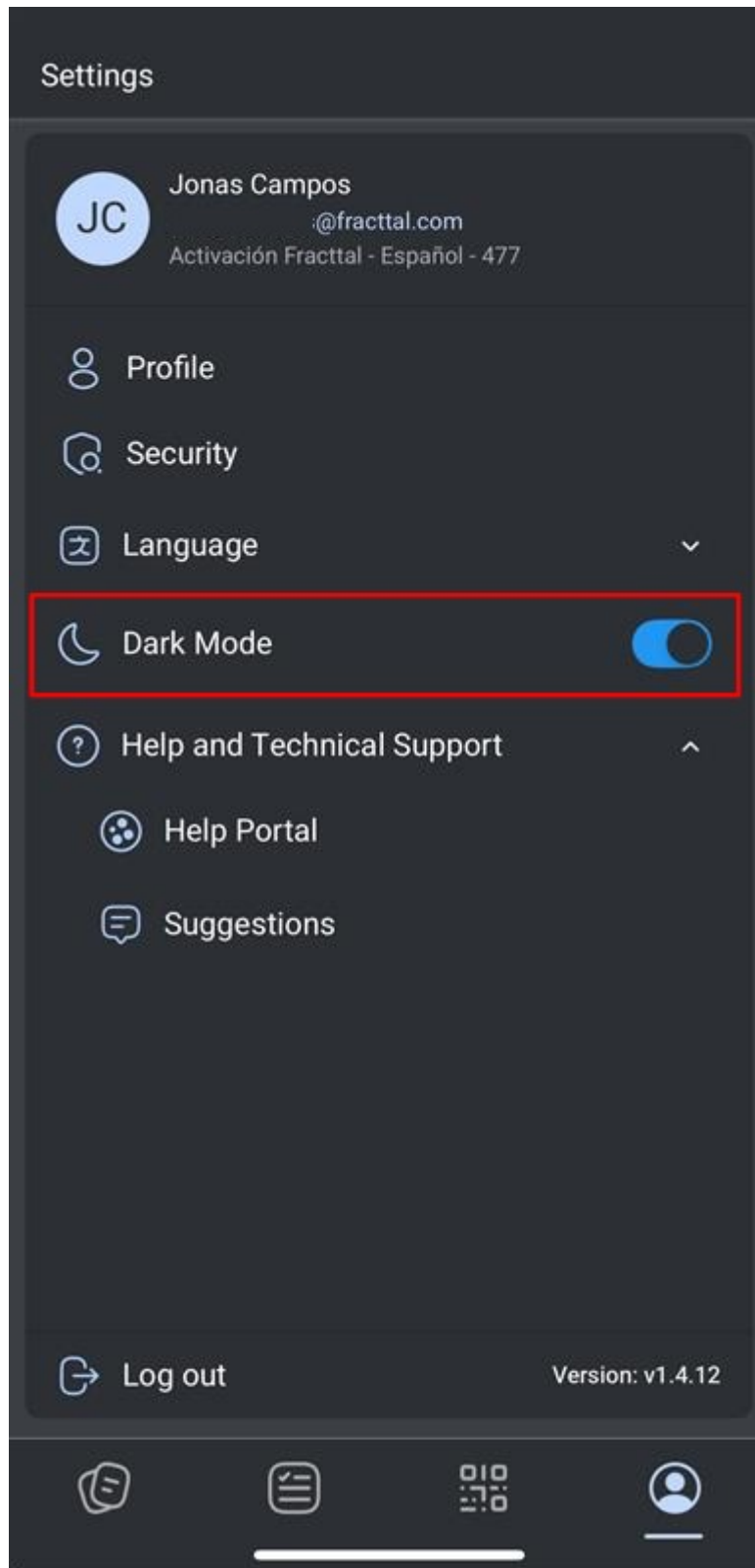
 Log out

Version: v1.4.12



Dark Mode

For a better browsing experience and to reduce visual fatigue, the **"Dark Mode"** option can be activated. This feature changes the application's interface to a darker color scheme, providing a more comfortable view.



Help and Technical Support

If the user needs assistance or wants to obtain more information about the application, the **"Help and Technical Support"** section offers direct access to the following resources:

- **Help Portal:** The portal contains articles, tutorials, and guides to resolve questions about functionalities and solve common problems in using Fractal GO.

- **Suggestions Page:** Here, the user can submit suggestions for improvements or new resources to the Fracttal development team, contributing to the evolution of the platform.

Settings



Jonas Campos

jonas.campos@fractal.com

Activación Fractal - Español - 477



Profile



Security



Language



Dark Mode



Help and Technical Support



Help Portal



Suggestions

A mobile application interface. At the top, there is a white bar with a blue 'Log out' button (represented by a blue arrow icon) and the text 'Log out'. To the right of this bar, the text 'Version: v1.4.12' is displayed. Below this bar is a bottom navigation bar with four icons: a document icon, a list icon, a QR code icon, and a user profile icon. The user profile icon is highlighted with a blue underline. A black horizontal bar is positioned below the navigation bar.

Log out

Version: v1.4.12



Log Out

Finally, the last option available in the settings menu is **"Log Out"**, which allows the user to log out of the current session in the application. This option is essential to ensure that their account is protected when the device is not in use.

Settings



Jonas Campos

@fracttal.com

Activación Fracttal - Español - 477



Profile



Security



Language



Dark Mode



Help and Technical Support



Help Portal



Suggestions

 Log out

Version: v1.4.12

