

How to make outputs from warehouses?

help.fracttal.com/hc/en-us/articles/25152506833293-How-to-make-outputs-from-warehouses

To make output movements, access the corresponding module in the warehouse, click on “Outputs” and then on the add symbol located at the bottom right of the screen to complete the movement.

The screenshot displays the Fractal One dashboard interface. On the left is a navigation sidebar with the following items: Start, Fractal AI, Catalogs, Warehouses (highlighted with a red box), Work Management, Monitoring, Dispatcher, Business Intelligence, Cloud Disk, Requests, and Online help with a Support button. The main dashboard area contains several widgets: 'Closed WOs' with a value of 55, 'Pending Tasks with Delay' with a value of 9, 'Compliance Percentage' at 49.5% (represented by a donut chart), 'Work Orders' with a bar chart showing values of 111, 55, and 56, 'Work Requests' with a bar chart showing values of 23 and 7, 'Planned downtimes' with a value of 12, and 'Unplanned downtimes' with a value of 13. The top right corner shows user information 'JC' and a 'Fractal AI' button.

<input type="checkbox"/>	Enabled	Code	Description	Movement ID	Purchase Order ID	Sto
<input type="checkbox"/>	Yes	ALMACEN-FLEXO123	ALMACEN FLEXONICS 2023	ALM-19-23	COMP22023	
<input type="checkbox"/>	Yes	ALM-FU-FEB-23	Almacén FU FEB 23	MOV-20-23	OC-4-23	
<input type="checkbox"/>	Yes	ALM-GENERAL-F-001	ALMACEN GENERAL DE FRACTTAL	ALM-4-GF	OC-1-GF	
<input type="checkbox"/>	Yes	ALM-FRACTTAL-FU	ALMACEN GENERAL DE FRACTTAL	MOV-17-FU	PO-2-FU	
<input type="checkbox"/>	Yes	ALMACEN GENERAL DE FRACTTAL 2	ALMACEN GENERAL DE FRACTTAL 2	2	1	
<input type="checkbox"/>	Yes	ALMACEN GENERAL DE FRACTTAL 3	ALMACEN GENERAL DE FRACTTAL 3	4	1	
<input type="checkbox"/>	Yes	ALM GEN 4	ALMACEN GENERAL DE FRACTTAL 4	2	1	
<input type="checkbox"/>	Yes	ALM-GP3	Almoxarifado Galpão 3 - São Roque	MOV-17	PC-2	
<input type="checkbox"/>	Yes	ALM-SLG	Almoxarifado - SolarGrid	MOV-14	PC-2	
<input type="checkbox"/>	Yes	12347	Capacitación Colombia-Fracttal	MOV-13	OC-2	
<input type="checkbox"/>	Yes	ALM-MADHQ01	El almacen de Fracttal Madrid	MOV-16-20	OC-1-20	

Showing 17 of 17

← ALMACEN GENERAL DE FRACTTAL Save

Enabled

General

- Stock
- Purchase orders
- Material requisitions
- Entries
- Outgoings**
- Movement History

Code: ALM-FRACTTAL Description: ALMACEN GENERAL DE FRACTTAL

Address:

City: CDMX

State: GAM


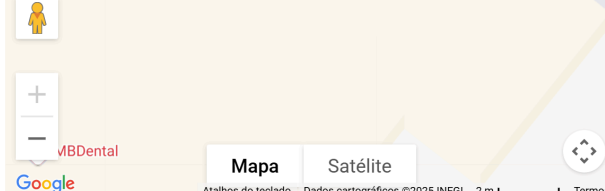
Country: MÉXICO

Zip code:

Latitude:

Longitude: -99,1323201

Stock controlled by external integration Visible to all

 Search on the map 

By clicking, a new window will open where you can complete the information for the output movement and add the items to be recorded in the system.

Delivery Date: 2025-04-23

Type from Outgoing Document: **General** (dropdown menu open with options: Work Order, General, Return to Supplier, Warehouse transfer, Assignment)

Responsible: (empty dropdown)

Reference: (empty text box)

Supplier: (empty text box)

Warehouse Target: (empty text box)

Cost center: (empty dropdown)

Note: (empty text box)

Items + Add

Description	Serial Control	Ordered Qty	Pending Quantity	Unit Cost	Total cost
Please enter at least one item					
				Subtotal	\$ CLP 0,00
				Total	\$ CLP 0,00

← New Outgoing Document

Delivery Date: 2025-04-23

Type from Outgoing Document: **Work Order**

Responsible: **Jonas Campos**

Supplier: (empty text box)

Warehouse Target: (empty text box)

Note: (empty text box)

Items

Description	Serial Control	Ordered Qty
Please enter at least one item		
		Subtotal
		Total

OT-1124-FRA


Created by: JOSÉ FERNANDO CRUZ MOSQUEDA

Responsible: MIGUEL - CHARLY

There are different reasons for which outputs can be made in the system, and these types of outputs are as follows:

- **Work Order:** Refers to outputs referenced to material requisitions associated with work orders.
- **General:** Refers to outputs made generally in the warehouse.
- **Return to Supplier:** Refers to outputs made for the purpose of returning supplies to the supplier from whom the purchase was made.
- **Warehouse Transfer:** Type of movement that allows transfer between warehouses existing in the system.
- **Assignment:** Type of movement in which tools can be assigned to a human resource.

After loading the items and clicking save, the output movement will be made and reflected in the warehouse inventory.

← New Outgoing Document  Save

Delivery Date
2025-04-23

Type from Outgoing Document
Work Order

Responsible
Jonas Campos {}



Select Work Order
OT-1124-FRA

Supplier

Warehouse Target

Cost center

Note

Items							Total: 1
	Description	Serial Control	Ordered Qty	Pending Quantity	Unit Cost	Total cost	
 	ACEITE SAE W600 { REF-EM-001 }	No	15	15	\$ CLP 270,00	\$ CLP 4.050,00	
Subtotal						\$ CLP 4.050,00	
Total						\$ CLP 4.050,00	