

# Como realizar saídas de estoques?

[help.fractal.com/hc/pt-br/articles/25152506833293-Como-realizar-saídas-de-estoques](https://help.fractal.com/hc/pt-br/articles/25152506833293-Como-realizar-saídas-de-estoques)

Para fazer movimentos de saída, acesse o módulo correspondente no estoque, clique em “Saídas” e depois no símbolo de adicionar que está na parte inferior direita da tela para completar o movimento.

The screenshot displays the Fractal One dashboard interface. On the left is a navigation sidebar with the following items: Start, Fractal AI, Catalogs, Warehouses (highlighted with a red box), Work Management, Monitoring, Dispatcher, Business Intelligence, Cloud Disk, Requests, and Online help (Support). The main dashboard area contains several widgets:

- Top left: A card showing 55 Closed WOs.
- Top middle: A card showing 9 Pending Tasks with Delay.
- Top right: A bar chart titled "Work Orders" with three bars representing different categories: OSs Cr... (111), OSs C... (55), and OSs ... (56).
- Middle: A donut chart titled "Compliance Percentage" showing 49.5% for Closed WOs.
- Bottom left: A card showing 12 Planned downtimes.
- Bottom middle: A card showing 13 Unplanned downtimes.
- Bottom right: A bar chart titled "Work Requests" with two bars: 23 and 7.

At the top of the dashboard, there are navigation icons for notifications, search, and user profile (AI, JC). A search bar labeled "Is part of" is also visible.

<input type="checkbox"/>	Enabled	Code	Description	Movement ID	Purchase Order ID	St
<input type="checkbox"/>	Yes	ALMACEN-FLEXO123	ALMACEN FLEXONICS 2023	ALM-19-23	COMP22023	
<input type="checkbox"/>	Yes	ALM-FU-FEB-23	Almacén FU FEB 23	MOV-20-23	OC-4-23	
<input type="checkbox"/>	Yes	ALM-GENERAL-F-001	ALMACEN GENERAL DE FRACTTAL	ALM-4-GF	OC-1-GF	
<input type="checkbox"/>	Yes	ALM-FRACTTAL-FU	ALMACEN GENERAL DE FRACTTAL	MOV-17-FU	PO-2-FU	
<input type="checkbox"/>	Yes	ALMACEN GENERAL DE FRACTTAL 2	ALMACEN GENERAL DE FRACTTAL 2	2	1	
<input type="checkbox"/>	Yes	ALMACEN GENERAL DE FRACTTAL 3	ALMACEN GENERAL DE FRACTTAL 3	4	1	
<input type="checkbox"/>	Yes	ALM GEN 4	ALMACEN GENERAL DE FRACTTAL 4	2	1	
<input type="checkbox"/>	Yes	ALM-GP3	Almoxarifado Galpão 3 - São Roque	MOV-17	PC-2	
<input type="checkbox"/>	Yes	ALM-SLG	Almoxarifado - SolarGrid	MOV-14	PC-2	
<input type="checkbox"/>	Yes	12347	Capacitación Colombia-Fracttal	MOV-13	OC-2	
<input type="checkbox"/>	Yes	ALM-MADHQ01	El almacen de Fracttal Madrid	MOV-16-20	OC-1-20	

Showing 17 of 17

← ALMACEN GENERAL DE FRACTTAL Save

Enabled

**General**

- Stock
- Purchase orders
- Material requisitions
- Entries
- Outgoings**
- Movement History

Code: ALM-FRACTTAL Description: ALMACEN GENERAL DE FRACTTAL

Address:

City: CDMX

State: GAM

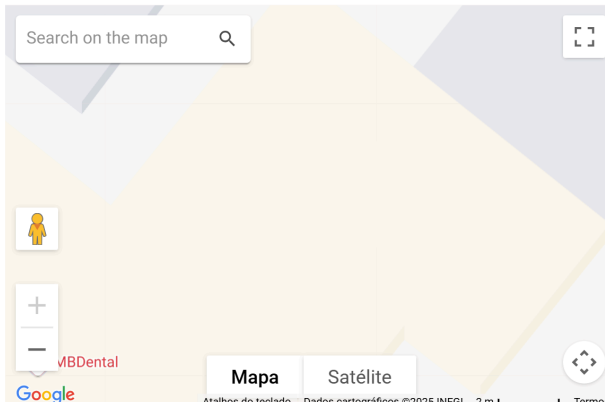
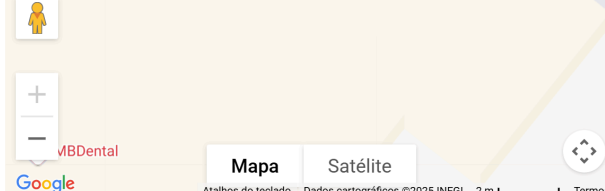
Country: MÉXICO

Zip code:

Latitude:

Longitude: -99,1323201

Stock controlled by external integration  Visible to all

 Search on the map  

Ao clicar, será aberta uma nova janela onde você poderá completar as informações do movimento de saída e adicionar os itens que serão registrados no sistema.

Delivery Date: 2025-04-23

Type from Outgoing Document: **General** (dropdown menu open with options: Work Order, General, Return to Supplier, Warehouse transfer, Assignment)

Responsible: (empty dropdown)

Reference: (empty text field)

Supplier: (empty text field)

Warehouse Target: (empty text field)

Cost center: (empty dropdown)

Note: (empty text area)

Items + Add

Description	Serial Control	Ordered Qty	Pending Quantity	Unit Cost	Total cost
Please enter at least one item					
Subtotal					\$ CLP 0,00
<b>Total</b>					<b>\$ CLP 0,00</b>

← New Outgoing Document

Delivery Date: 2025-04-23

Type from Outgoing Document: **Work Order**

Responsible: **Jonas Campos**

Supplier: (empty text field)

Warehouse Target: (empty text field)

Note: (empty text area)

Items

Description	Serial Control	Ordered Qty
Please enter at least one item		
Subtotal		
Total		

← Select Work Order

OT-1124-FRA

Created by: JOSÉ FERNANDO CRUZ MOSQUEDA


Responsible: MIGUEL - CHARLY

Showing 1 of 1

Existem diferentes conceitos pelos quais as saídas podem ser realizadas no sistema e esses tipos de saída são os seguintes:

- **Ordem de Serviço:** Corresponde às saídas referenciadas às requisições de material associadas às ordens de serviço.
- **Geral:** Corresponde a saídas realizadas de forma geral no estoque.
- **Devolução ao fornecedor:** Corresponde às saídas realizadas por conceito de devolução ao fornecedor de insumos ao qual a compra foi feita.
- **Transferência de Estoque:** Tipo de movimento que permite a transferência entre estoques existentes no sistema.
- **Atribuição:** Tipo de movimento no qual podem ser feitas atribuições de ferramentas a um recurso humano.

Após carregar os itens e clicar em salvar, o movimento de saída será realizado e refletido nas existências do estoque.

← New Outgoing Document  Save

Delivery Date  
2025-04-23

Type from Outgoing Document  
Work Order

Responsible  
Jonas Campos {}



Select Work Order  
OT-1124-FRA

Supplier

Warehouse Target

Cost center

Note

Items						Total: 1
	Description	Serial Control	Ordered Qty	Pending Quantity	Unit Cost	Total cost
 	ACEITE SAE W600 { REF-EM-001 }	No	15	15	\$ CLP 270,00	\$ CLP 4.050,00
					<b>Subtotal</b>	\$ CLP 4.050,00
					<b>Total</b>	\$ CLP 4.050,00