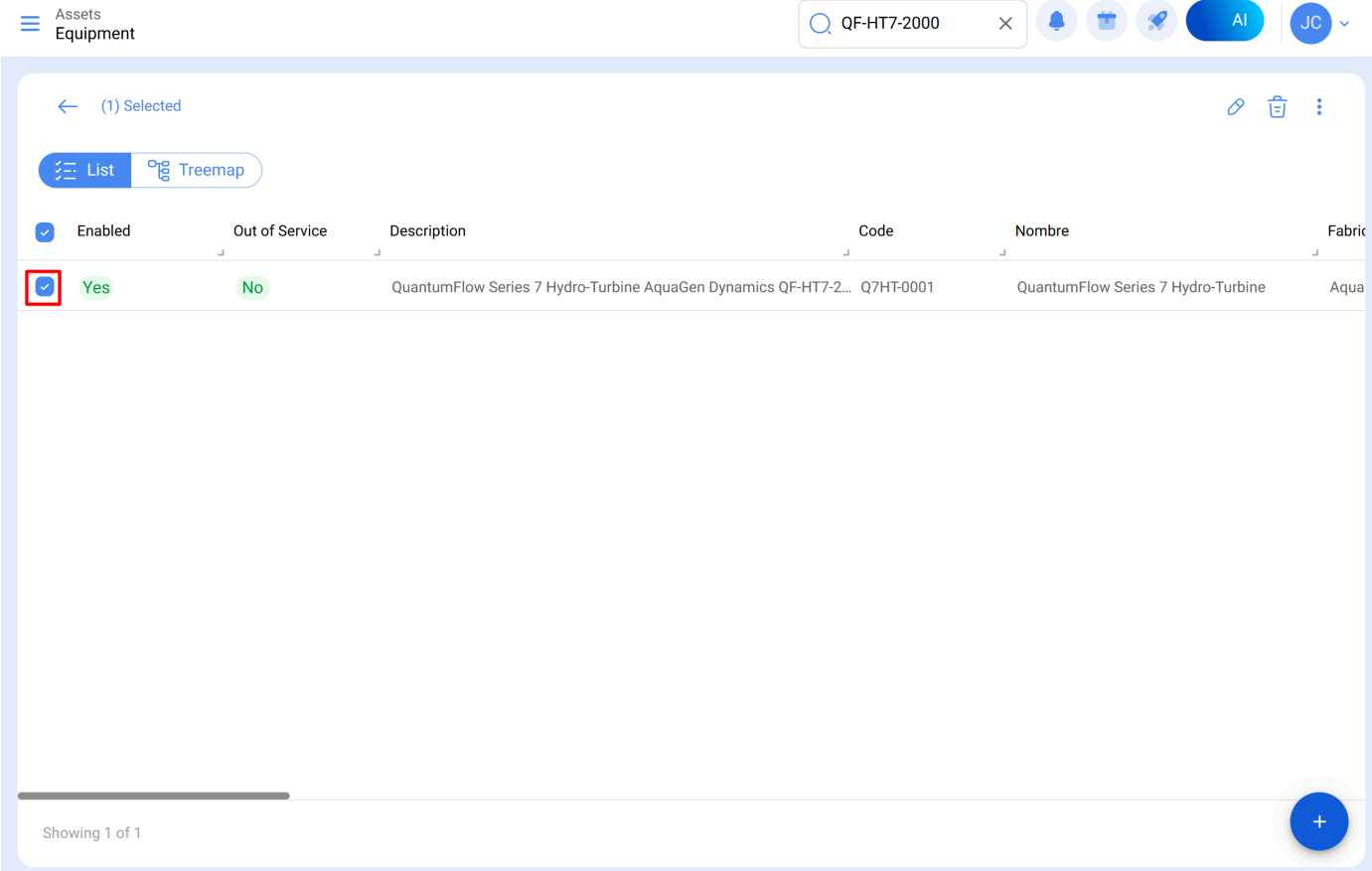


# Como Imprimir a Etiqueta com Código QR e a Ficha de um Ativo – Centro de ajuda

[help.fracttal.com/hc/pt-pt/articles/25191316183693-Como-Imprimir-a-Etiqueta-com-Código-QR-e-a-Ficha-de-um-Ativo](https://help.fracttal.com/hc/pt-pt/articles/25191316183693-Como-Imprimir-a-Etiqueta-com-Código-QR-e-a-Ficha-de-um-Ativo)

Para imprimir qualquer uma destas opções, o(s) ativo(s) deve(m) primeiro ser selecionado(s).



The screenshot shows the Fracttal Assets Equipment interface. At the top, there is a search bar with the text "QF-HT7-2000" and a search icon. To the right of the search bar are several icons: a bell, a trash can, a plus sign, a blue button labeled "AI", and a user profile icon labeled "JC". Below the search bar, there is a navigation bar with a back arrow, "(1) Selected", and icons for edit, delete, and a menu. Below the navigation bar, there are two tabs: "List" (selected) and "Treemap". Below the tabs, there is a table with the following columns: "Enabled", "Out of Service", "Description", "Code", "Nombre", and "Fabric". The table contains one row with the following data: "Yes", "No", "QuantumFlow Series 7 Hydro-Turbine AquaGen Dynamics QF-HT7-2...", "Q7HT-0001", "QuantumFlow Series 7 Hydro-Turbine", and "Aqua". The "Enabled" checkbox in the first row is checked and highlighted with a red box. At the bottom left, there is a status bar that says "Showing 1 of 1". At the bottom right, there is a blue circular button with a white plus sign.

| Enabled                             | Out of Service | Description   | Code      | Nombre                             | Fabric |
|-------------------------------------|----------------|---|-----------|------------------------------------|--------|
| <input checked="" type="checkbox"/> | No             | QuantumFlow Series 7 Hydro-Turbine AquaGen Dynamics QF-HT7-2... | Q7HT-0001 | QuantumFlow Series 7 Hydro-Turbine | Aqua   |

Uma vez realizada a seleção, deve ser exibido o menu de opções adicionais e clicar em "Imprimir" ou "Imprimir QR", conforme o caso.

(1) Selected



List Treemap

| Enabled | Out of Service | Description   | Code      | Nombre                             | Fabric |
|---------|----------------|---|-----------|------------------------------------|--------|
| Yes     | No             | QuantumFlow Series 7 Hydro-Turbine AquaGen Dynamics QF-HT7-2... | Q7HT-0001 | QuantumFlow Series 7 Hydro-Turbine | Aqua   |

Showing 1 of 1



(1) Selected



List Treemap

| Enabled | Out of Service | Description   | Code      | Nombre          | Fabric |
|---------|----------------|---|-----------|-----------------|--------|
| Yes     | No             | QuantumFlow Series 7 Hydro-Turbine AquaGen Dynamics QF-HT7-2... | Q7HT-0001 | QuantumFlow Ser |        |

- Open PDF
- Export
- Bulk export data
- Print QR
- Import
- Delete Imported Data
- Fields Configuration
- Clone Asset
- Batch Edition

Showing 1 of 1



Quando clicar, o sistema irá mostrar uma nova janela em formato PDF com a informação a ser impressa ou descarregada.

← Preview



Paper Size  
Letter (8,5 x 11) pulg ▾

Save Print

**Fractal Demo**

451

Assets Catalog  
Equipment

Date: 2026-01-28  
DMM-031J  
1

QuantumFlow Series 7 Hydro-Turbine AquaGen Dynamics QF-HT7-2000 ( Q7HT-0001 )

**General Data**

|   |                                     |
|---|-------------------------------------|
| <b>NOMBRE:</b> QuantumFlow Series 7 Hydro-Turbine | <b>FABRICANTE:</b> AquaGen Dynamics |
| <b>MODELO:</b> QF-HT7-2000                        | <b>NUMERO DE SERIAL:</b>            |
| <b>OTRO 1:</b>                                    | <b>OTRO 2:</b>                      |
| <b>CODE:</b> Q7HT-0001                            | <b>BARCODE:</b>                     |
| <b>PRIORITY:</b>                                  | <b>TYPE:</b>                        |
| <b>GROUP 1:</b>                                   | <b>GROUP 2:</b>                     |
| <b>PLANNED MAINTENANCE:</b>                       |                                     |
| <b>NOTES:</b>                                     |                                     |

**Financial**

|                                    |                                  |
|------------------------------------|----------------------------------|
| <b>COST CENTER:</b>                | <b>BUDGET DESCRIPTION:</b>       |
| <b>START DATE:</b> 2026-01-28      | <b>ANNUAL DEPRECIATION:</b> - %  |
| <b>TOTAL COST:</b> 0               | <b>TOTAL REPLACEMENT COST:</b> 0 |
| <b>TOTAL DEPRECIATION:</b>         | <b>SALVAGE VALUE:</b> 0          |
| <b>EXPIRATION DATE:</b> 2027-01-28 | <b>CURRENT BOOK VALUE:</b>       |

Made with www.fractal.com Page 1 - 1 All rights reserved

**Nota:** É importante mencionar que a impressão de QR Codes é uma opção simples disponibilizada pela aplicação e não é editável. No caso de requerer qualquer edição ou impressão especializada, deve selecionar o ativo em questão e depois exportar o URL associado ao QR Code para que possa ser utilizado num software externo de edição e impressão de etiquetas.