


# How to Switch Access Between Different Companies in Fractal One?


 [help.fractal.com/hc/en-us/articles/37957873727629-How-to-Switch-Access-Between-Different-Companies-in-Fractal-One](https://help.fractal.com/hc/en-us/articles/37957873727629-How-to-Switch-Access-Between-Different-Companies-in-Fractal-One)

For users managing multiple companies, switching between them within **Fractal One** makes it easier to manage data specific to each registered company. Switching between companies allows you to view data efficiently and without complications.

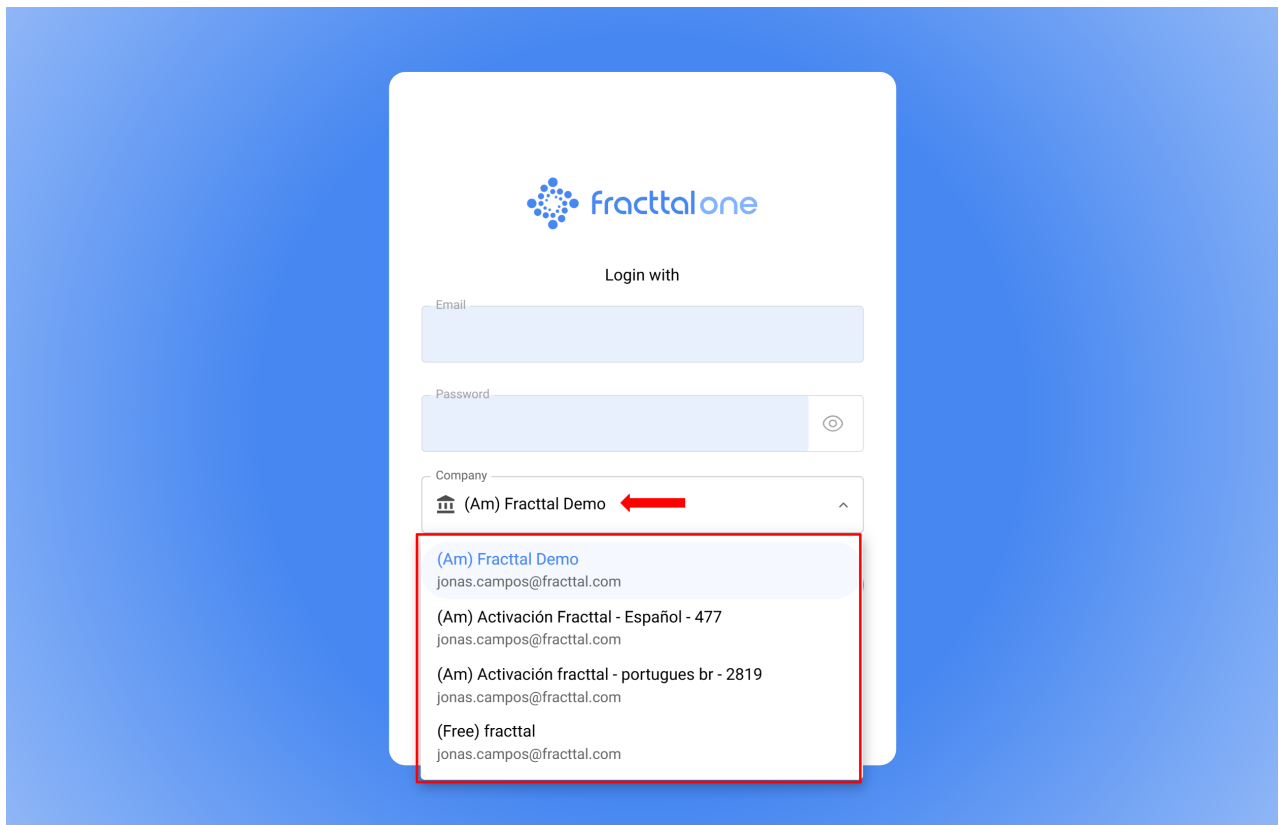
## Procedure:

### Company selection upon login:

When logging in, on the start screen, a company selection menu will be displayed. Here you can choose the company you want to manage at the time of logging in.

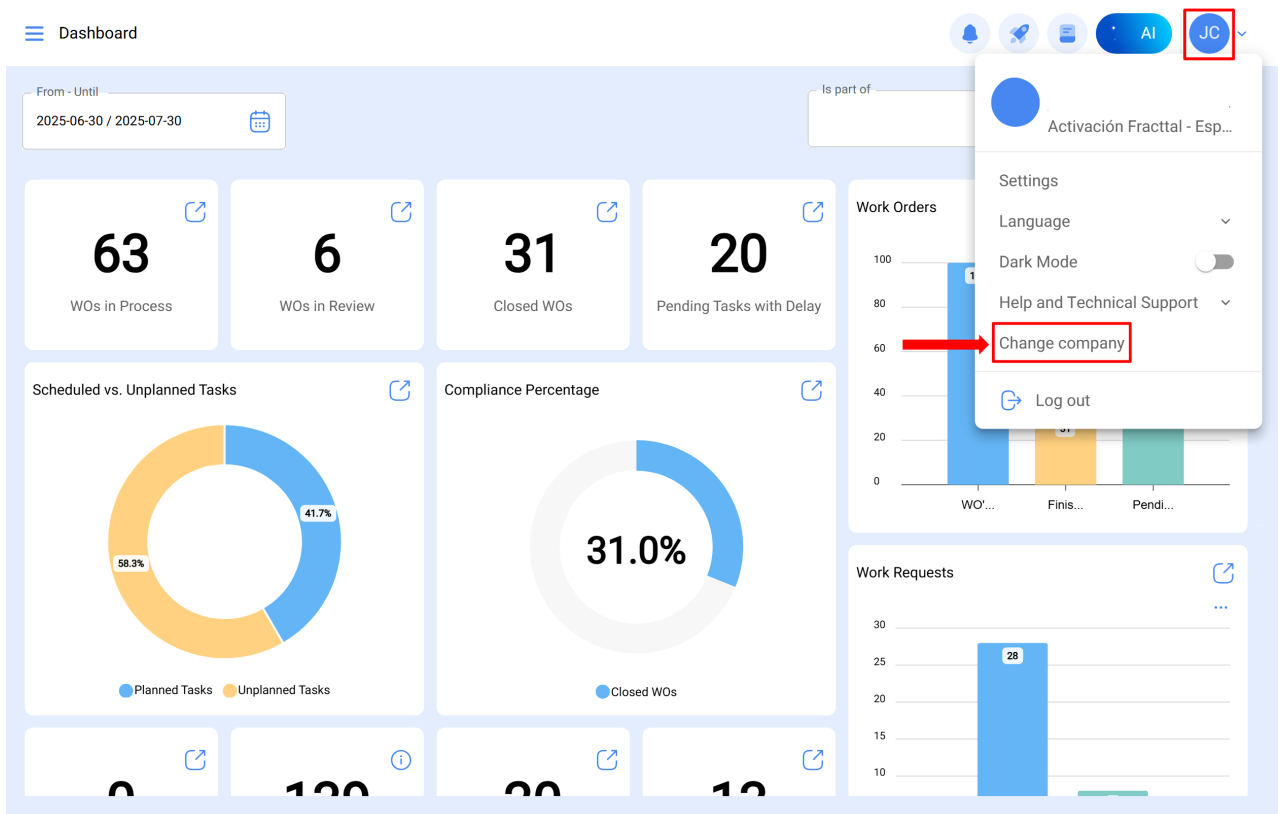


The image shows the Fractal One login interface. At the top is the Fractal One logo. Below it is the text "Login with". There are three input fields: "Email", "Password", and "Company". The "Company" dropdown menu is open, showing a list of companies with a red box highlighting the "(Am) Fractal Demo" option. Below the dropdown is a "Login" button. At the bottom, there is a "TECHNICAL SUPPORT" link and a footer note about accepting terms and conditions.



### Access the company selection menu:

If you are already inside the platform, locate the company selection menu at the top or side of the interface. This menu allows you to switch between available companies without needing to exit the system.



### Display the list of available companies:

By clicking on the selection menu, a list of companies you have access to will be displayed.

The screenshot shows a dashboard with various metrics and charts. A 'Companies' selection menu is open on the right side, listing several companies. The dashboard includes a 'Dashboard' header, a date range selector (2025-06-30 / 2025-07-30), and several key performance indicators (KPIs) such as 'WOs in Process' (63), 'WOs in Review' (6), 'Closed WOs' (31), and 'Pending Tasks' (20). There are also two donut charts: 'Scheduled vs. Unplanned Tasks' (58.3% Planned, 41.7% Unplanned) and 'Compliance Percentage' (31.0%).

Company
Fractal Demo
Activación Fractal - Español - 477
Activación fractal - portugues br - 2819
Activación Fractal - Ingles - 3803
Activación Fractal - Francés - 3959
IoT Activación - Fractal CX (ID-4058)

### Select the company

Choose the company you want to view. The data and modules corresponding to that company will load automatically.

### Confirm the change

In some cases, the system may ask you to confirm the company change. Confirm to complete the process.

The company change is made **immediately** and reflects the selected company, adjusting the data shown on the interface.

## Related articles

[How to Complete a Work Order from Fractal GO?](#)