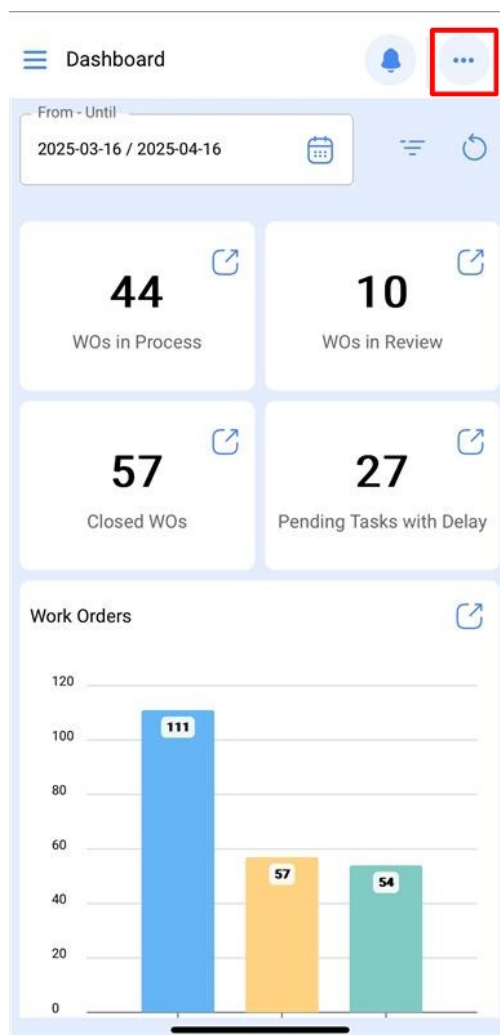


Ações rápidas do dispositivo móvel

help.fracttal.com/hc/pt-pt/articles/25290550757005-Ações-rápidas-do-dispositivo-móvel

Para poder utilizar as ações rápidas a partir de um dispositivo móvel, o que deve fazer é clicar nos pontos que aparecem no lado superior direito do nosso ecrã principal e depois um menu com a opção de Ações irá aparecer.



Depois, uma nova janela será aberta com as diferentes ações rápidas que pode realizar a partir desta opção.

Dashboard

From - Until
2025-03-16

Jonas Campos
Activación Fractal - Esp...

Settings

Language

Dark Mode

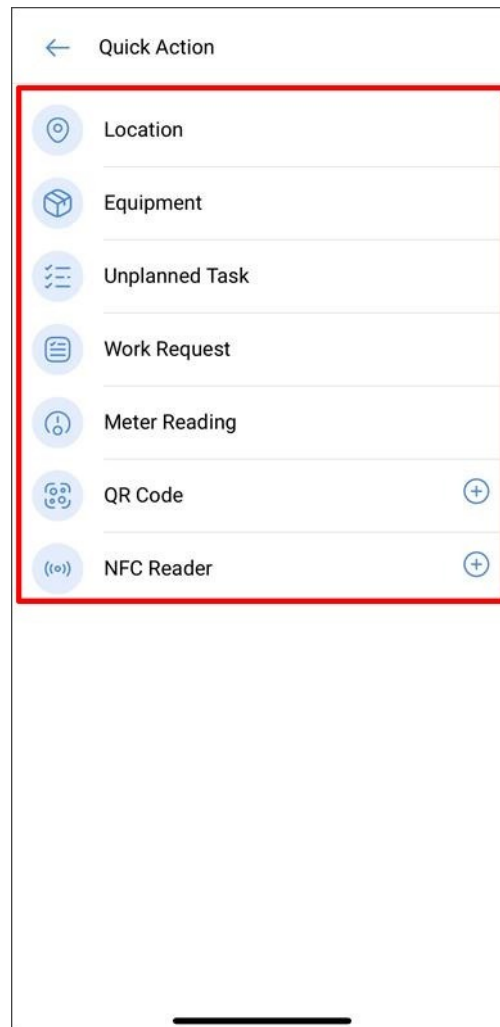
Help and Technical Support

Change company

Log out

Work Orders

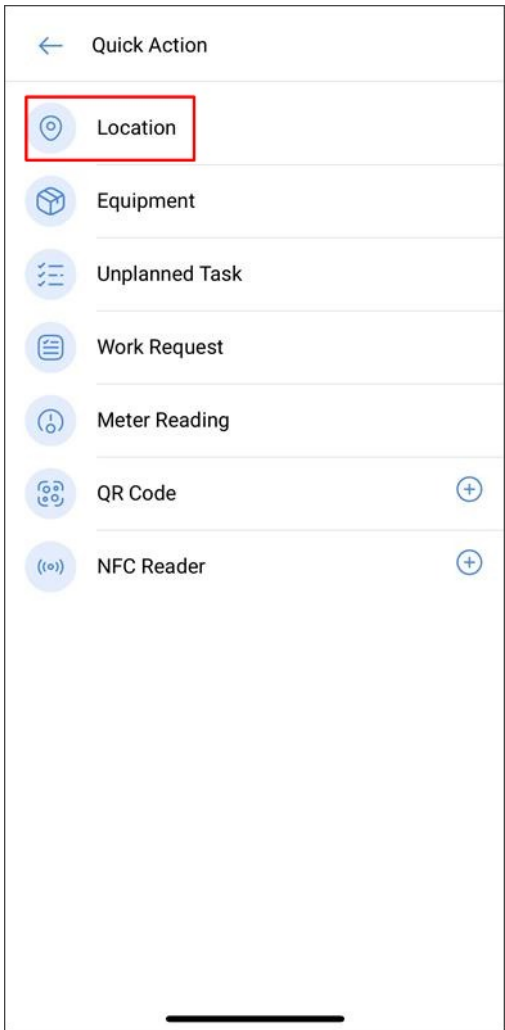
Category	Value
1	111
2	57
3	54

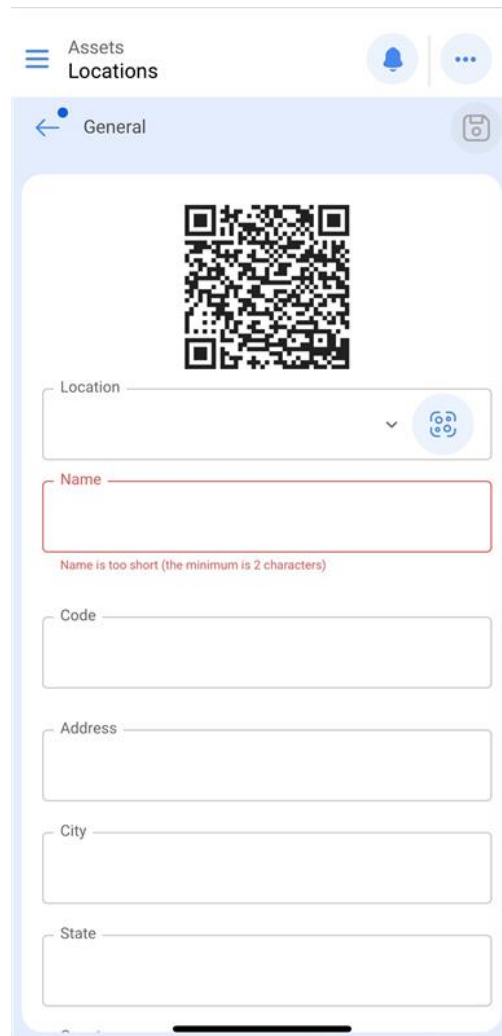


Cada uma destas opções está detalhada abaixo:

Localização

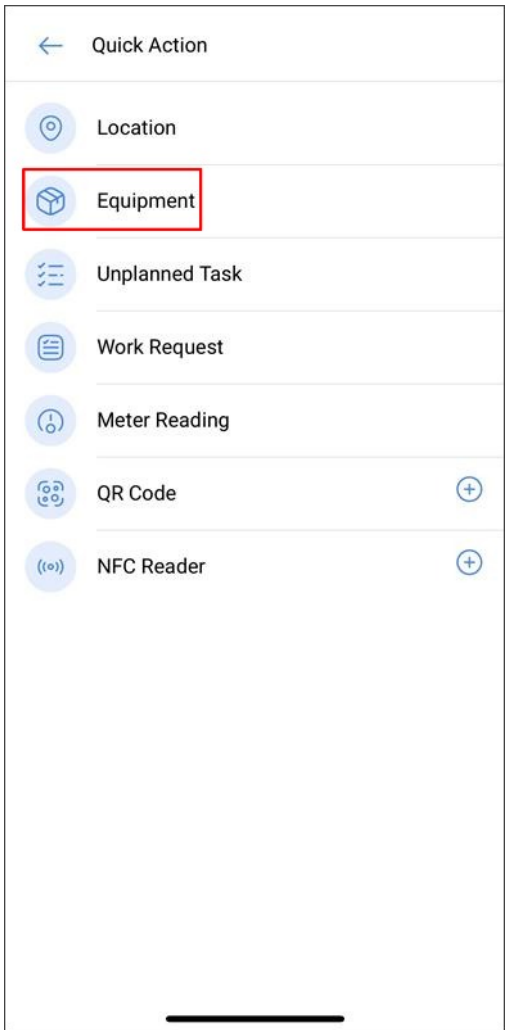
Janela de Localização em branco para carregar uma nova.





Equipamento

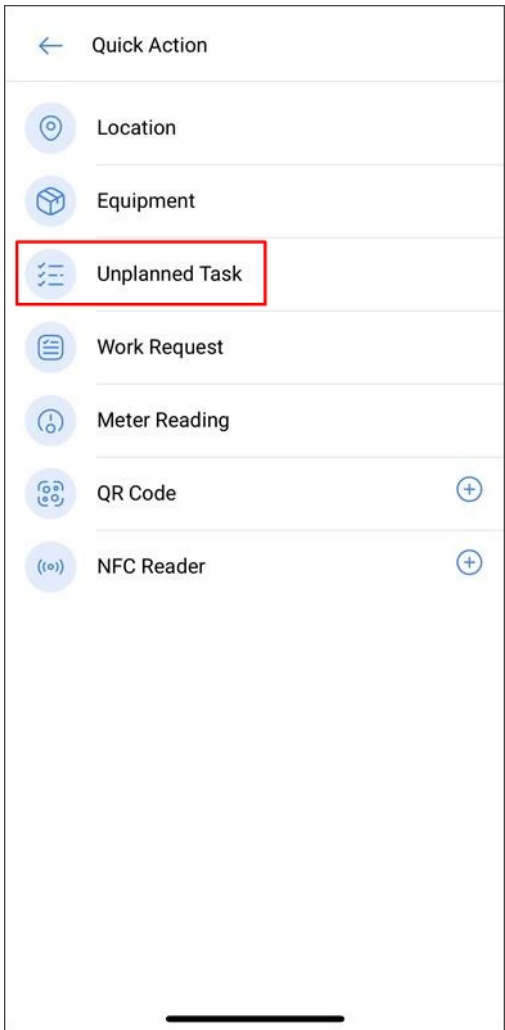
Janela de Equipamento em branco para carregar um novo.



The screenshot shows a mobile application interface for 'Assets Equipment'. At the top, there is a navigation bar with a hamburger menu icon, the text 'Assets Equipment', a notification bell icon, and a three-dot menu icon. Below this is a 'General' form with a back arrow and a save icon. The form contains a QR code at the top. Below the QR code is a dropdown menu labeled 'Is part of' with a search icon. The next field is 'NOMBRE', which is currently empty and has a red border with an error message: 'Field 1 is too short (the minimum is 2 characters)'. Below this are four more input fields: 'Code', 'MARCA', 'MODELO', and 'Serial', all of which are currently empty.

Manutenção Não Programada


Opção de gerar manutenções não programadas diretamente a partir desta secção.



← Non Scheduled Tasks

1 — 2 — 3 — 4

Asset Task Sub Tasks Resources

Asset 

Asset can't be blank

Incident date

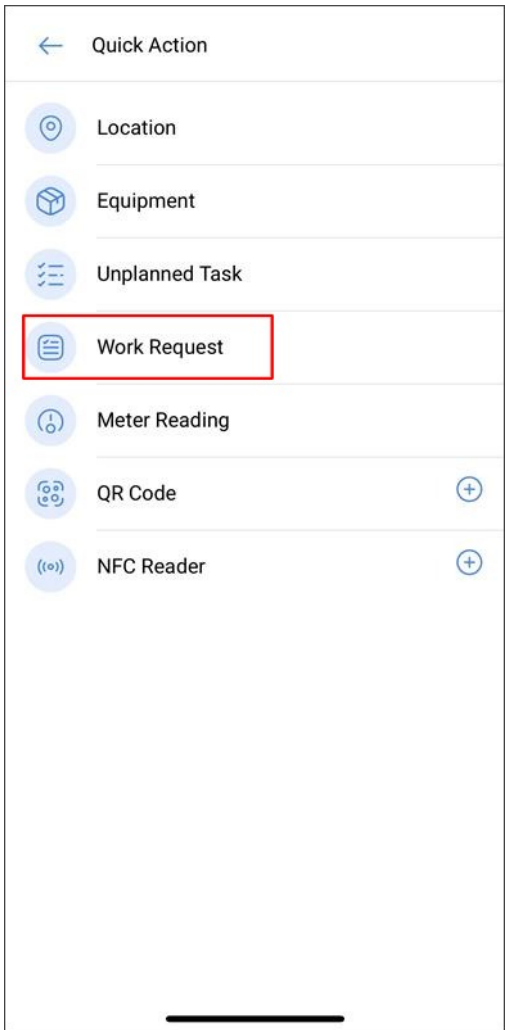
Requested By

Has the asset failed?

Next >

Pedido de Trabalho

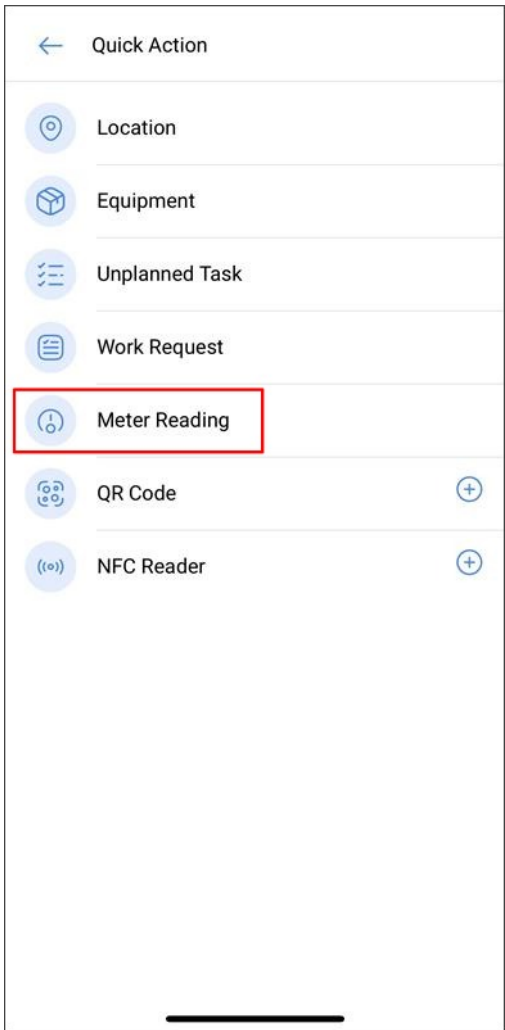
Janela onde poderá gerar um Pedido de Trabalho.



The screenshot shows a mobile application interface with a light blue header bar containing a back arrow, the title "General", and two icons: a document with a checkmark and a refresh symbol. Below the header is a large blue icon representing a photo gallery. A camera icon is positioned below the gallery icon. The form consists of several input fields: "Created by" with the value "Jonas Campos", "Creation Date" with the value "2025-04-16 10:16", and "Description" which is currently empty and has a red border with the error message "Description can't be blank" below it. Below the description field is a toggle switch for "Do you know the asset?" which is currently turned on. At the bottom is an "Asset" field with a dropdown arrow and a QR code icon.

Leitura do Medidor

Janela onde pode selecionar o equipamento e o medidor que pretende atualizar a leitura.



The image shows a mobile application interface for 'Meter Reading'. At the top, there is a back arrow and the title 'Meter Reading', along with a document icon. Below the title, there are four input fields: 'Asset' with a dropdown arrow and a QR code icon, 'Meter' with a dropdown arrow, 'Date' with the value '2025-04-16 10:17', and 'Value' which is currently empty. The interface is clean and uses a light blue and grey color scheme.

Código QR e Leitor NFC

Finalmente, esta ação ativará a função de digitalização ou leitura de uma NFC Tag.

