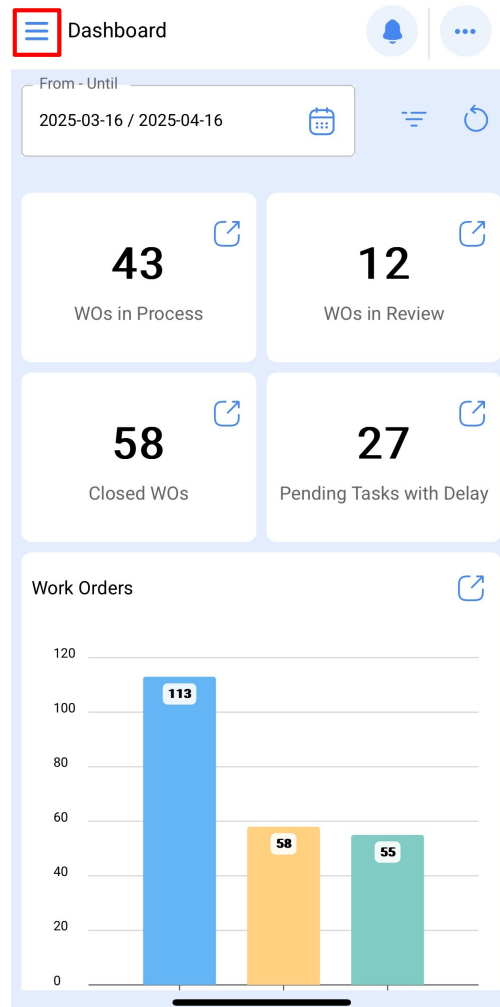
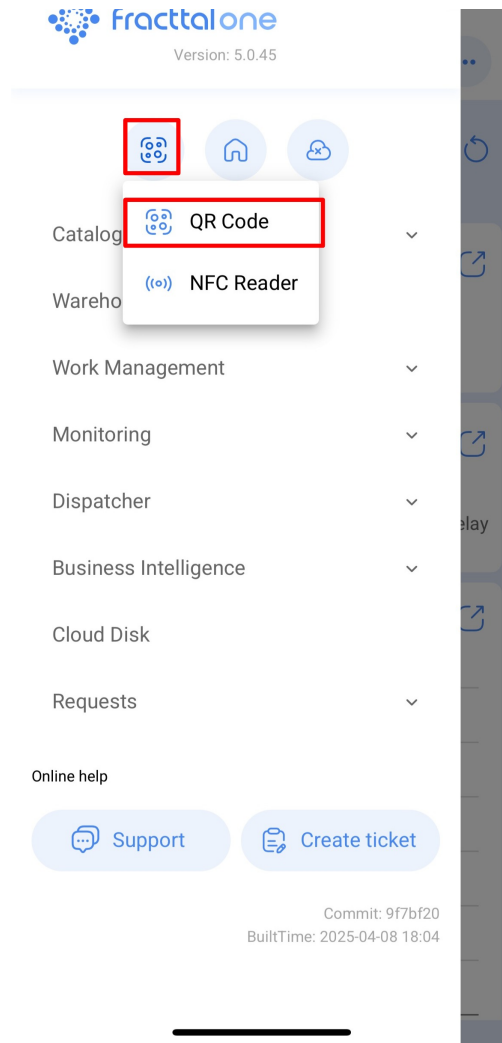


How do I scan a QR code?

help.fractal.com/hc/en-us/articles/25290361070989-How-do-I-scan-a-QR-code

To scan a QR code you must display the main menu on the left side of the screen, an icon made up of squares will then appear; click on the icon to see the option “QR Code”, and click on that option as well.






The device's camera will then be enabled to can scan our asset's QR code tag.

Assets
Equipment

General



Is part of

// Fracttal/

NOMBRE

MONTADORA - FA

Code

MON-FA-0001

MARCA

FRUNIV

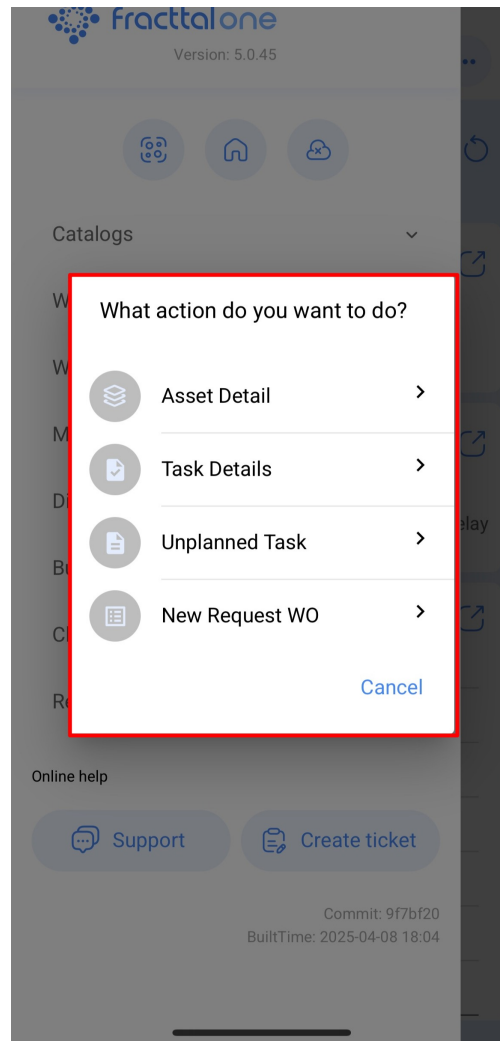
MODELO

05011142

Serial

22222.0111.07

This will immediately open a menu with options for the different actions that we can carry out after having scanned the QR code.



The different functions that QR code scanning facilitates are:

- **Asset Details:** Will show us the asset's file for review or editing.
- **Task Details:** It will show the work order sub-module, displaying the work orders that are related to the asset.
- **Unplanned Task:** will display the options to generate an unplanned task.
- **New request WO:** will allow to generate a work request for the identified asset.