

How to edit a plan's tasks?

help2.fractal.com/hc/en-us/articles/24947323911821-How-to-edit-a-plan-s-tasks

To edit an existing task plan, you must first select the task plan in question to activate the editing option.

The screenshot shows the 'Planned Maintenance' section of the Fractal Work Management system. A search bar contains 'truck ('. Below the search bar, a table lists task plans. The first row is selected, and its editing option is highlighted.




Description	Linked Tasks	Linked Assets	Limit Acces to this location
<input checked="" type="checkbox"/> TRUCK (ACH)	2	1	// Mundo de Felipe Agudelo/ ALMACENES CENTRAL HUACHIPA/

Showing 1 of 1

Upon clicking on the editing option, the task plan will open and once there you'll only need to select the field that you want to modify (General, Tasks or Assets), finally you'll just need to save the changes made.

← TRUCK (ACH)

Save

- Details
-  General
 -  Task Plans
 -  Assets Linked

Description
TRUCK (ACH)

Limit Access to this location
 // Mundo de Felipe Agudelo/ ALMACENES CENTRAL HUACHIPA/  

Linked Tasks
2

Assets Linked
1