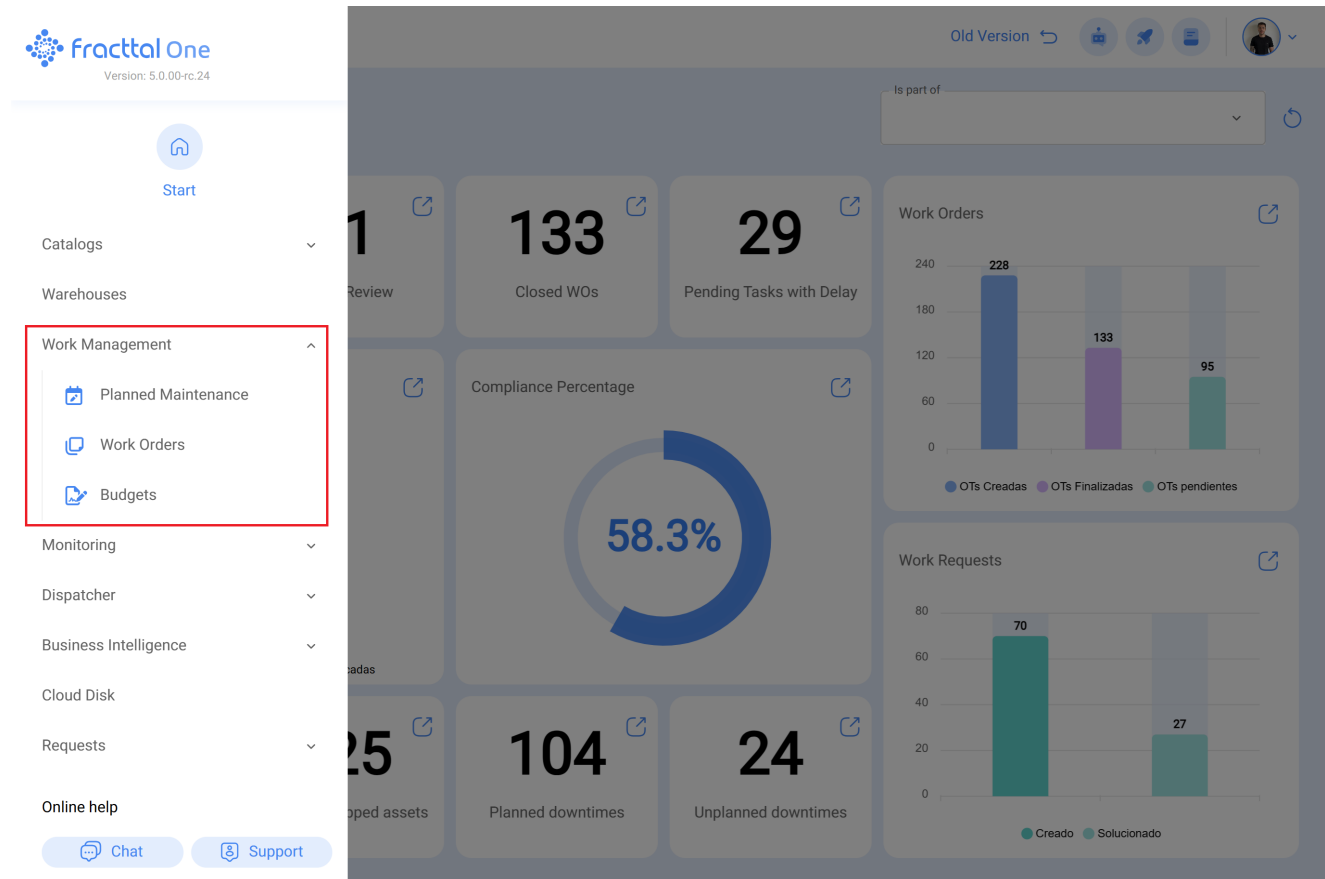


Work Management Module Overview

help2.fractal.com/hc/en-us/articles/25163247368205-Work-Management-Module-Overview

The Work Management module allows the user to control all the platforms maintenance activities in one place.

In this module task plans are defined, pending tasks are rescheduled and work orders are managed in addition to having access to the calendar of activities and budgets.




When displaying the Work Management menu, you will find the following submodules:

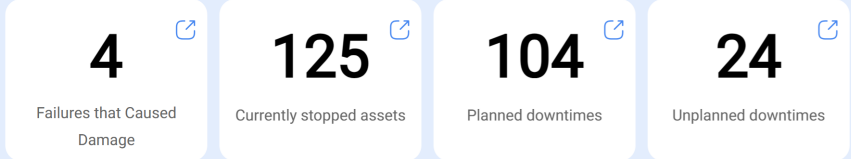
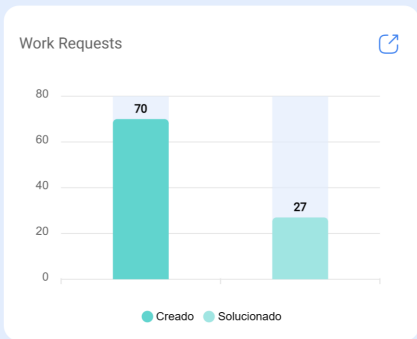
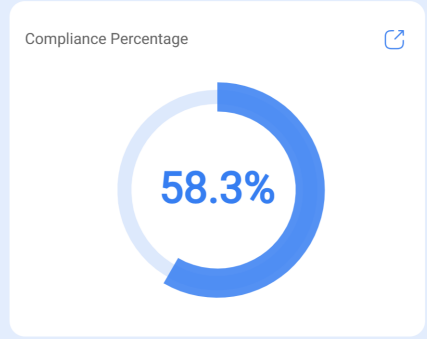
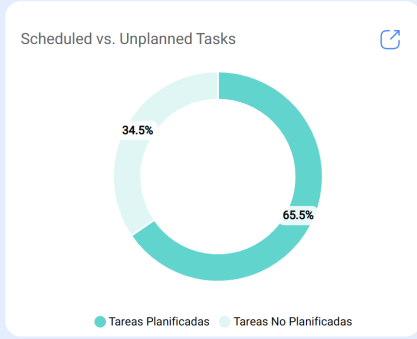
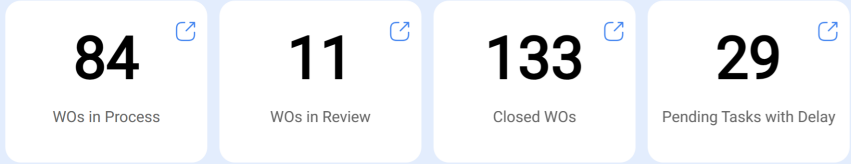
- **Planned Maintenance**
- **Works orders**
- **Budgets**

How to enter the work management module?

1. To enter the module, click on the “Main Menu” button located in the top left of the main bar

From - Until
2024-02-15 / 2024-03-15 

Is part of 



2. Next, click on “Work Management” to view the sub-modules of the work management module



Start

Catalogs

Warehouses

Work Management

Planned Maintenance

Work Orders

Budgets

Monitoring

Dispatcher

Business Intelligence

Cloud Disk

Requests

Online help

Chat

Support

