

# How to manage permissions to attach images from camera or gallery?

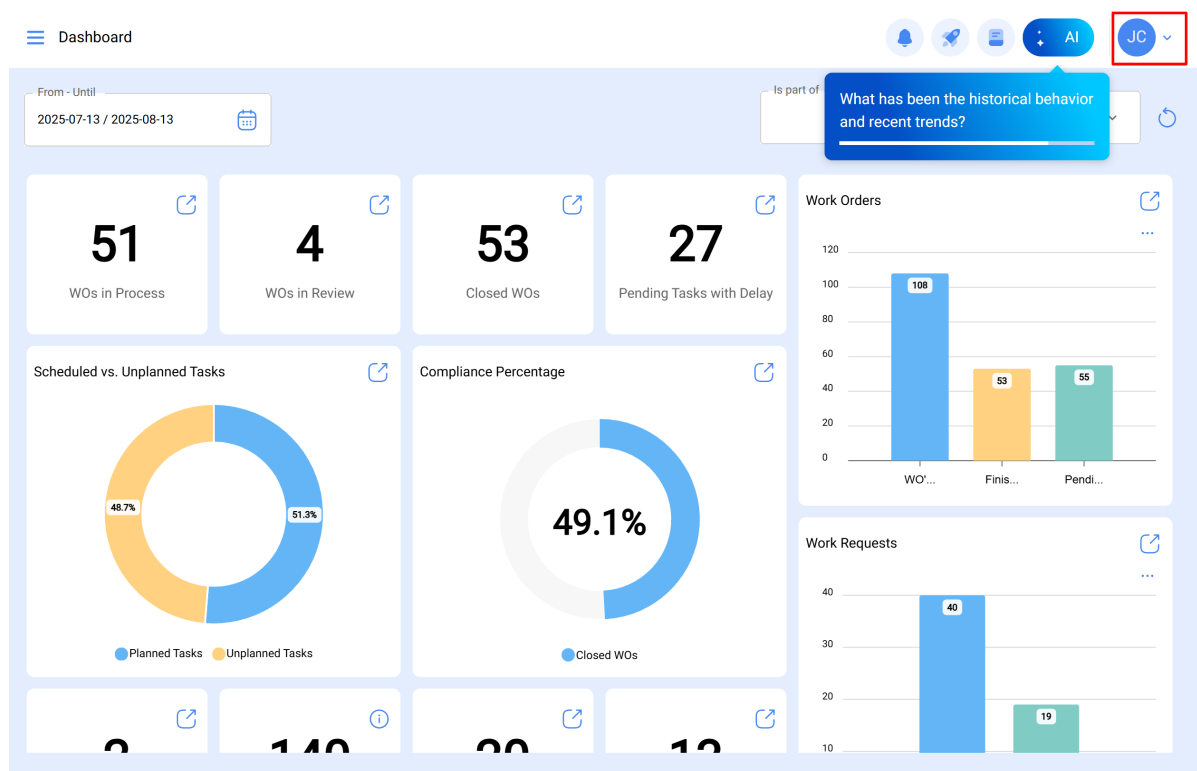
[help.fracttal.com/hc/en-us/articles/38378873789837-How-to-manage-permissions-to-attach-images-from-camera-or-gallery](https://help.fracttal.com/hc/en-us/articles/38378873789837-How-to-manage-permissions-to-attach-images-from-camera-or-gallery)

In **Fracttal One**, you can manage in detail what permissions users have when attaching images to tasks or requests. With the appropriate permission group, you can control whether a user can attach images only from the camera or also from the device's gallery.

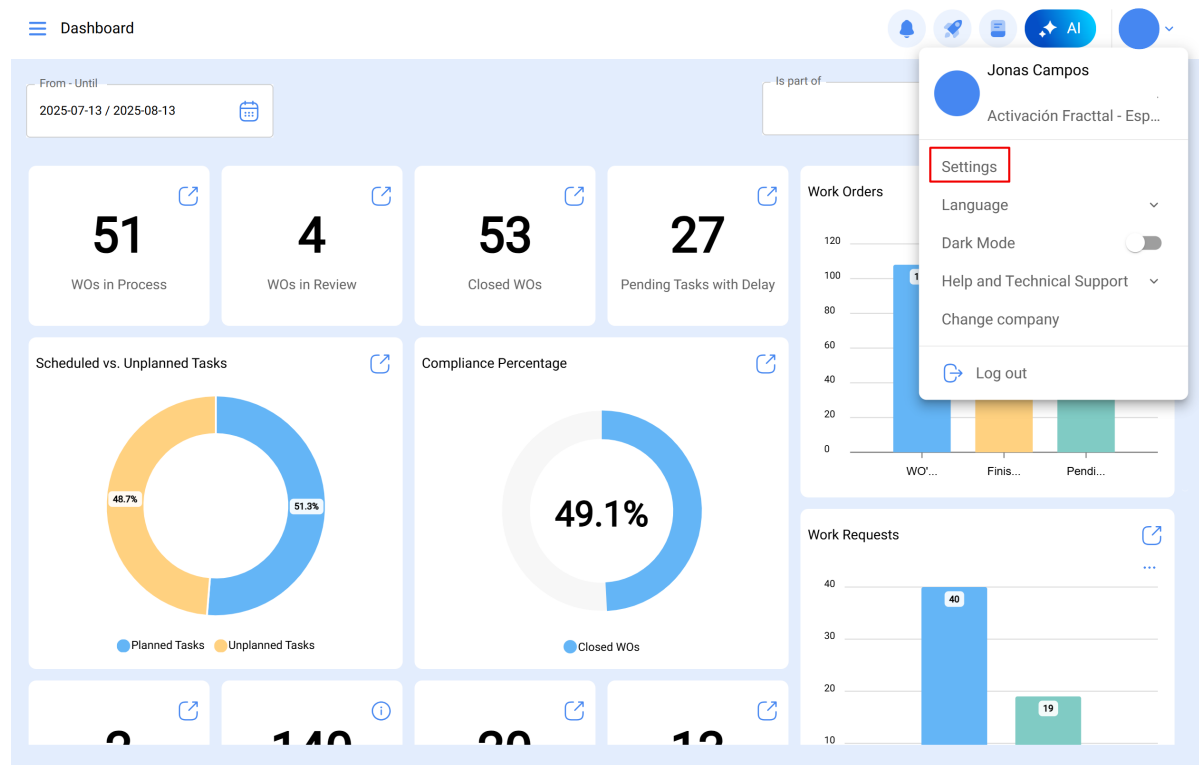
If the user **does not have the permission "Attach images from gallery"**, they will only be able to take photos with the device's camera. Conversely, if they **do have this permission**, they will be able to choose between using the camera or uploading images from the device's gallery.

To access this configuration, simply follow this flow within the platform:

## 1. Access the **side menu**.



## 2. Select **Settings**.



## 3. Go to **User account** and then to **Permissions**.

The screenshot shows the 'Settings' page with a sidebar on the left containing various settings categories. The 'User Accounts' category is highlighted with a red box. The 'Permissions' section is also highlighted with a red box, and a red arrow points from the 'User Accounts' section to it.

**Settings Page:**

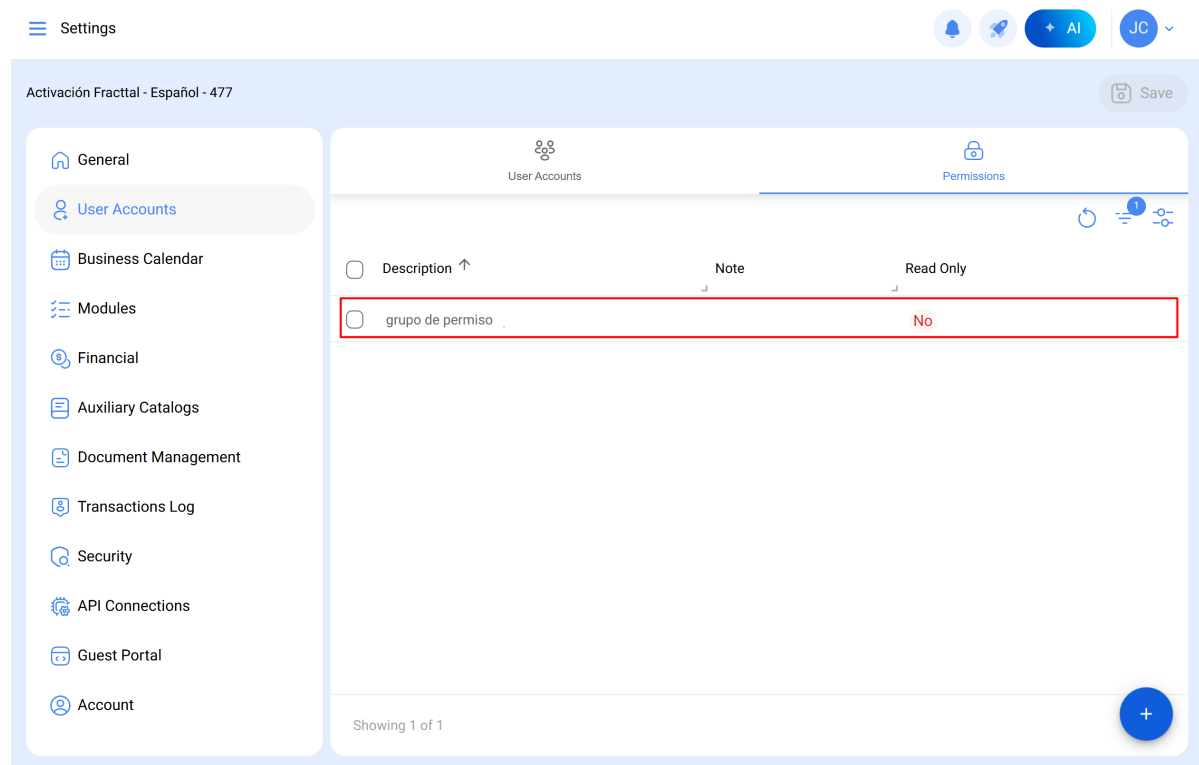
- Header: Activación Fractal - Español - 477
- Save button: Save
- Sidebar: General, User Accounts, Business Calendar, Modules, Financial, Auxiliary Catalogs, Document Management, Transactions Log, Security, API Connections, Guest Portal, Account.

**User Accounts Table:**

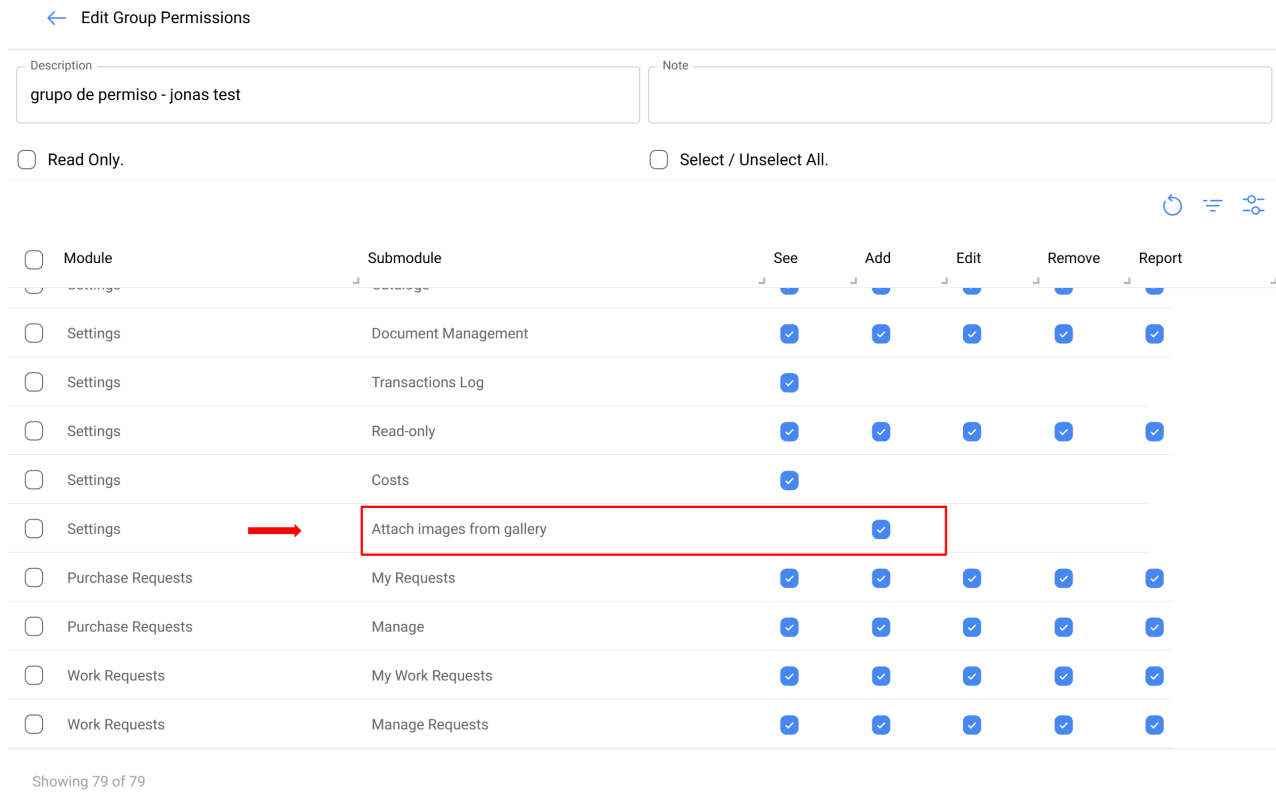
Enabled	Name ↑	Email	Use
<input type="checkbox"/>	Yes	Adalbert	In
<input type="checkbox"/>	Yes	Adrian	In
<input type="checkbox"/>	Yes	ADRIANA GRANADOS GER	In
<input type="checkbox"/>	Yes	ADRIÁN ÁVALOS HAL	In
<input type="checkbox"/>	Yes	ALBERTO SORIA	In
<input type="checkbox"/>	Yes	ALEJANDRO	In
<input type="checkbox"/>	Yes	Alejandro Alarcon	In

Showing 50 of 80

#### 4. Select the desired **user profile**.



#### 5. Scroll down to the **Configuration** module and locate the option **Attach images from gallery**.



This feature improves the quality and relevance of the attached images, ensuring that photos are taken at the exact moment and context of the task or request, which facilitates better tracking and documentation of the activities performed.

**Note:** This permission is enabled by default, allowing users to use both options unless configured otherwise.