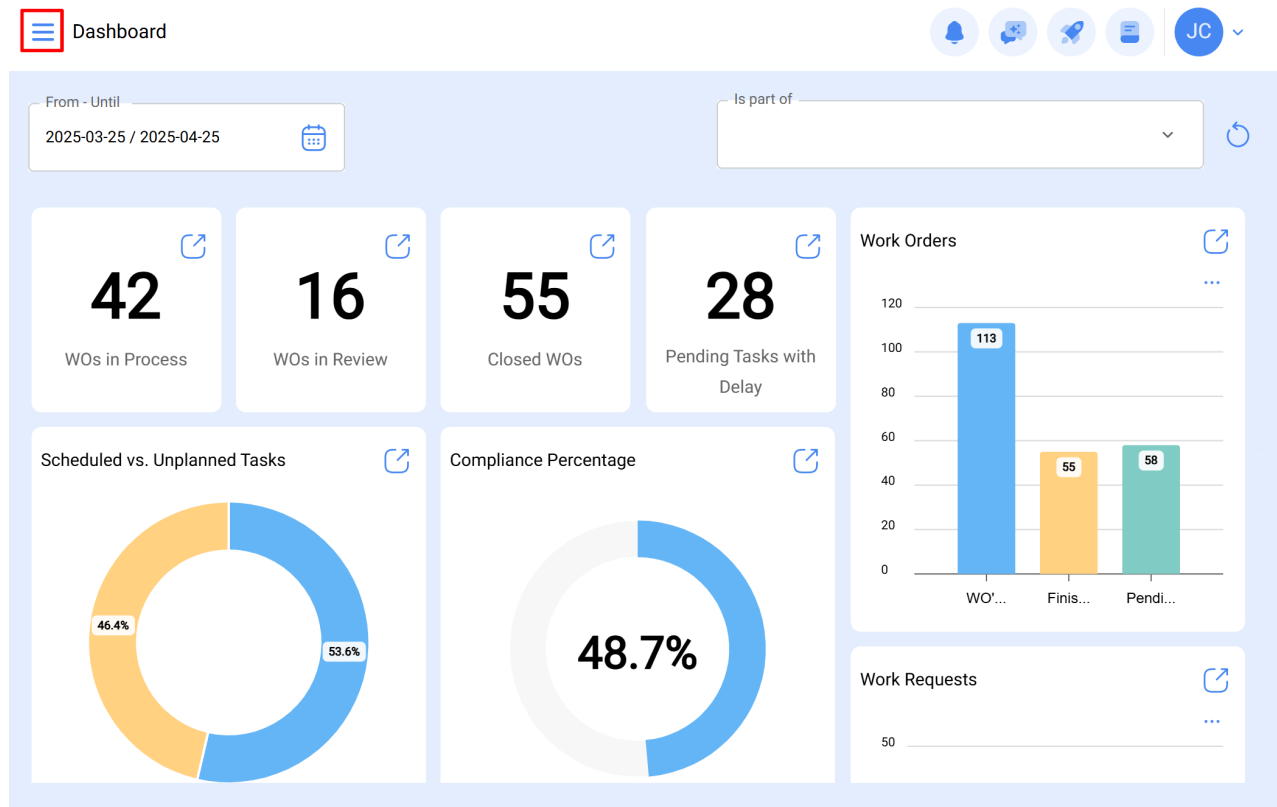



How to edit a plan's tasks?

help.fractal.com/hc/en-us/articles/24947323911821-How-to-edit-a-plan-s-tasks

To edit an existing task plan, just must first select the task plan in question to activate the editing option.

Access the main menu and then select the "Work Management" module. Next, choose the "Planned Maintenance" option to manage the plans associated with the assets.





Version: 5.0.47

Start

Catalogs

Warehouses

Work Management

Planned Maintenance

Work Orders

Budgets

Monitoring

Dispatcher

Business Intelligence

Is part of

55

Closed WOs

28

Pending Tasks with Delay

Compliance Percentage

48.7%

Work Orders

113

55

58

Work Requests

Work Management

Planned Maintenance

prueba

(1) Selected

Description

Linked Tasks

Linked Assets

Limit Access to this location

prueba

0

0

//

Prueba

1

0

// Fractal/

PRUEBA

1

0

// Fractal/

prueba 1

1

1

// CENTRO COMERCIAL EL TESORO/

PRUEBA 919202

0

0

//

prueba análisis económico

1

0

//

Prueba BK (motor de 125cc con registros ITV)

2

0

//

Prueba BK (motor de 125cc Sin ITV)

2

0

//

Prueba BK (motor de 50cc con registros de ITV)

2

0

//

Prueba BK (motor de 50cc sin primera ITV)

2

0

//

Prueba Israel

0

0


//

Showing 189 of 189


Upon clicking on the editing option, the task plan will open and once there you'll only need to select the field that you want to modify (General, Tasks or Assets), finally you'll just need to save the changes made.

← PRUEBA

 Save

 **Information**
You have pending changes to save!

 General


 Task Plans

 Assets Linked

Description

PRUEBA

Limit Access to this location

 // Fractal/

▾ ×

Linked Tasks

1

Assets Linked

0